

The all-new California Brochure



Commercial
Vehicles



The ideal camper for every situation

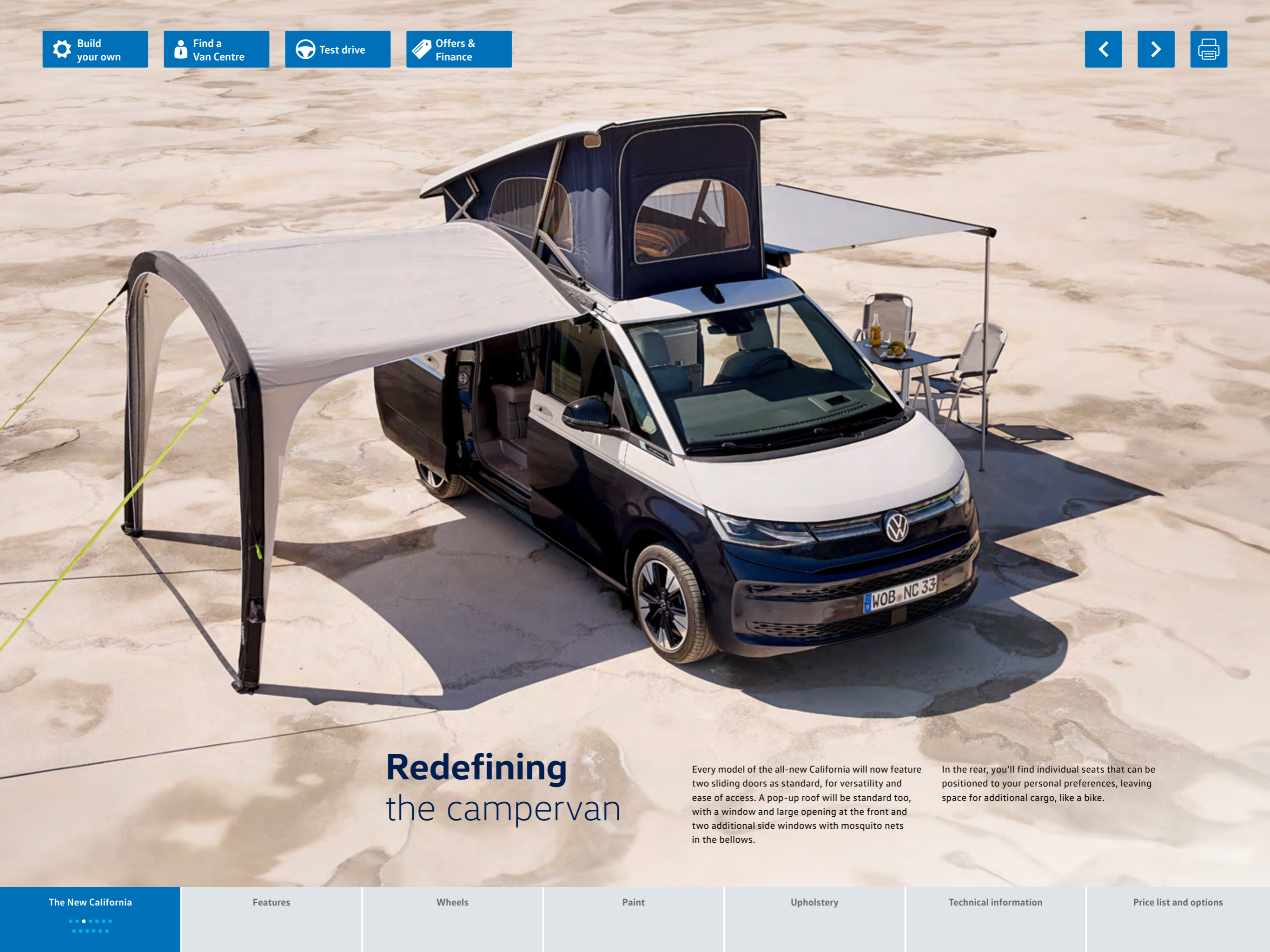
The all-new California will be available in three models: Beach Camper, Coast, and Ocean. A version for every campervan lover.

Equal in innovation to the latest Volkswagen Commercial Vehicles, it's the first California with a plug-in hybrid option and 4MOTION all-wheel drive (coming later in 2024).

The all-new California sits between the existing Caddy California and Grand California. It is the essential campervan, a complete all-rounder ideal for adventures great and small.







Redefining the campervan

Every model of the all-new California will now feature two sliding doors as standard, for versatility and ease of access. A pop-up roof will be standard too, with a window and large opening at the front and two additional side windows with mosquito nets in the bellows.

In the rear, you'll find individual seats that can be positioned to your personal preferences, leaving space for additional cargo, like a bike.

Built on solid foundations



While nodding stylistically to their iconic heritage, all New California vehicles will now be built on the innovative modular transverse matrix (MQB) platform used on the long Multivan.

This means they will feature the same broad range of driver assist systems, from oncoming vehicle braking to Travel Assist semi-automated driving assistance.

Longer than its predecessor, the all-new California measures 5,173 mm in length (previously 4,904 mm), but at the same height, it remains suitable for most multi-storey car parks.

Driving innovation

Meet the first California with a plug-in hybrid drive and 4MOTION all-wheel drive system.

The all-new California range will be powered by three different systems, a turbo diesel (TDI) engine, a turbocharged petrol engine (TSI), and the new plug-in hybrid drive (eHybrid) which can operate as fully electric for everyday use.

The eHybrid model uses the combined efficiency of an electric motor and a high-tech TSI engine for maximum range and a towing capacity of up to 1,600 kg for the eHybrid powertrain and up to 2,000 kg for the TDI and TSI powertrains. Perfect for globetrotters with boats or motorbikes in tow.

All of these drivetrains can be combined with all trim levels and are coupled with a DSG automatic gearbox.

TDI 110 kW (150 PS)

TSI 150 kW (204 PS)

eHybrid 180 kW (245 PS) (coming later in 2024)

The iconic two-tone paint finish

In addition to eleven single-tone finishes, the all-new California will be available in three classic two-tone combinations: Mono Silver/Energetic Orange metallic, Deep Black Pearl/Fontana Red metallic, and Candy White solid/Starlight Blue metallic.

The pop-up roof will be configurable in three colours: Toffee Brown, Glacier Blue, and Basalt Grey. Choose from several different 16-inch, 17-inch, 18-inch, and for the first time 19-inch alloy wheels.





All new interior architecture

The all-new California has the most spacious interior yet. The California Beach will feature the same modular interior concept as the Multivan.



Light sleepers will benefit from an enhanced blackout system across the range, with removable storage pockets being added for the rear side windows, integrated roller blinds on the sliding doors and boot lid, magnetic shades for the front side windows and a new integrated windscreen shade*.

*In the Coast and Ocean models, these are upgraded to new-design thermal shades and an insulated shade respectively.

Coast and Ocean



The Coast and Ocean models also feature an improved kitchenette, finished in a two-tone Platinum Sandwich/Raven Brushed trim. As well as being far more space-efficient, it now features a pull-out cool box. The gas cylinder is now much easier to access via a small door in the load compartment.

Beach Camper



Beach Camper has a versatile slide out kitchen module in the rear load area. It includes a single ring gas burner, cutlery drawer and additional storage as well as a 230v power socket. The rear location allows the user be sheltered by the open tailgate.



Innovative control

Last but certainly not least, the all-new California camper functions can be controlled via the main infotainment display at the front of the vehicle; via the new 5-inch van control unit in the C-pillar of the vehicle; or via the California app*.

You will be able to access all camping-relevant features via the 5-inch touch display, including fresh water and wastewater levels, interior lighting functions, power supply status, cool box controls, and the auxiliary heater.

Camping mode will deactivate the Coming Home and Leaving Home functions when the vehicle is opened and closed on a campsite. You can even turn off all LED background lighting with a double-tap, like you're in a luxury hotel.



*Certain functionality will only apply to certain trims.

Highlight features

of the all-new California

Based on the long Multivan

Manual pop-up roof as standard on California Beach Camper; electro-hydraulic pop-up roof as standard on California Coast and Ocean models with bellow in a choice of three colours, new colour: Toffee Brown

Blackout blinds as standard

Weight reduced awning with lockable housing and integrated crank

Bellow with 3 windows and 1 front opening

Sliding doors on both sides of the vehicle for added comfort and flexibility in camping and everyday use

Previous 2-seater bench is replaced by 2/3 modular single seats

Awning available for the left or right side of the vehicle

Practical cool box accessible from outside and inside

Monitoring and control of the camper functions via 3 touch points:
Camper control unit, infotainment system, California app

Vehicle height under 2.0 m (even with awning)

Drawer compartments underneath the swivel seats in the cockpit and the single seats in the passenger compartment

Privacy glazing (65 % light absorbing in the living area)

Elimination of gear and handbrake levers for greater freedom of movement and more available space

Warm white ambient lighting all-around the roof frame, dimmable via touch control

Numerous stowage options

Fold-out mini-kitchen in the rear², with 1-burner gas cooker, cutlery drawer and large stowage tray

Kitchenette¹ with versatile folding table and 230-V socket for cooking in the open air

45 watt USB charging socket

Large luggage compartment

Fresh water tank capacity increased by 5 litres

1 Kitchenette with folding table = standard equipment for California Coast and California Ocean.
2 Fold-out mini-kitchen with gas cooker in the rear = standard equipment for California Beach Camper.



Build
your own



Find a
Van Centre



Test drive



Offers &
Finance



Welcome to the cockpit

- A Leather-covered multifunction steering wheel with paddles
- B Digital Cockpit Pro
- C Engine starter button ("Keyless Start" keyless comfort start function)
- D Selector lever for dual clutch gearbox DSG (Shift-by-Wire)
- E 25.4 cm (10 inch) colour touch display
- F Buttons for Park Distance Control, air conditioning system, electric sliding doors etc.
- G 2 USB-C ports
- H Compartment with 2 0.5-litre bottle holders
- I 12-volt socket
- J Storage compartment with lid
- K Storage compartment with lid

The all-new California

Now with the 5+ Promise included

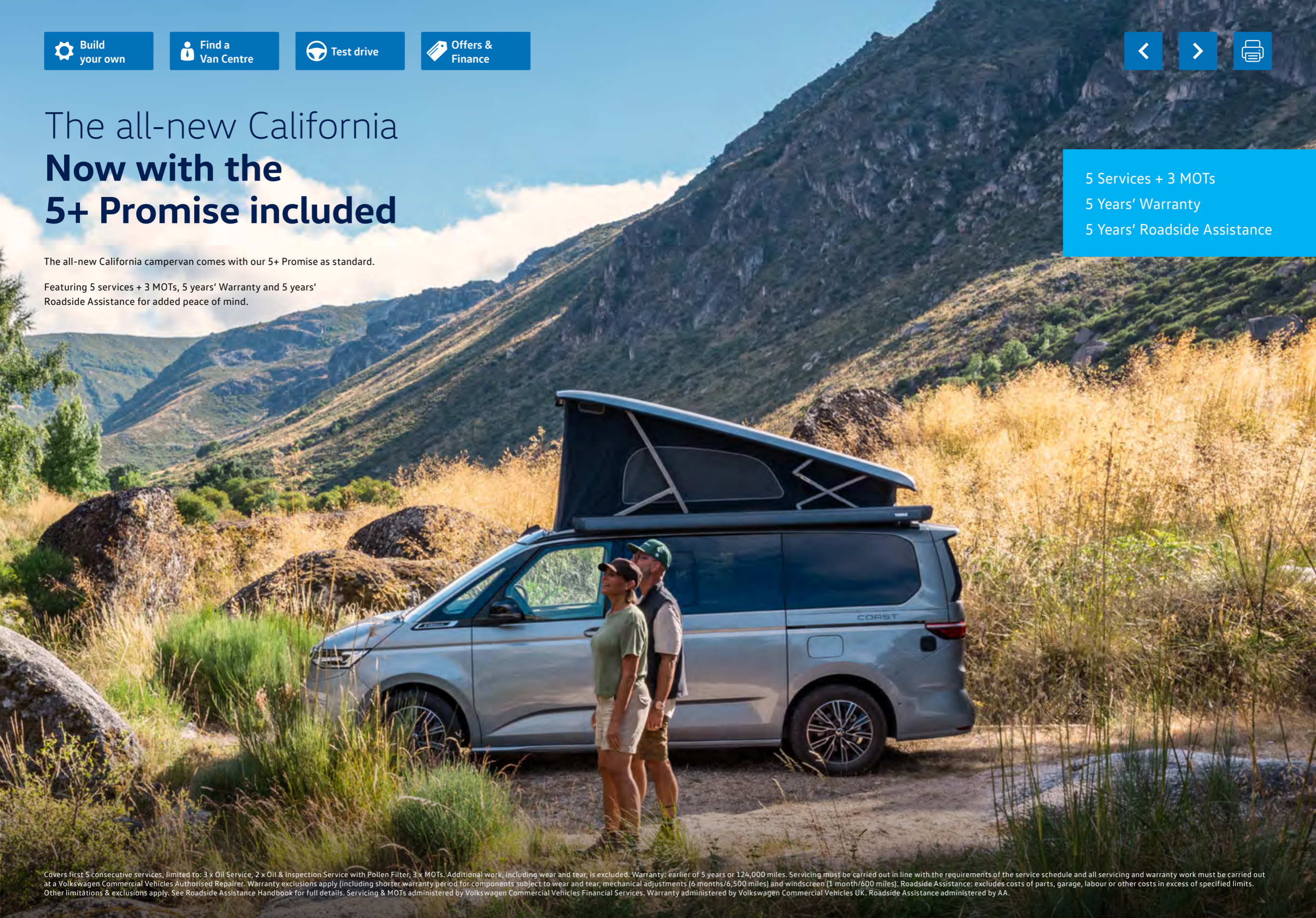
The all-new California campervan comes with our 5+ Promise as standard.

Featuring 5 services + 3 MOTs, 5 years' Warranty and 5 years' Roadside Assistance for added peace of mind.

5 Services + 3 MOTs

5 Years' Warranty

5 Years' Roadside Assistance



Covers first 5 consecutive services, limited to: 3 x Oil Service, 2 x Oil & Inspection Service with Pollen Filter, 3 x MOTs. Additional work, including wear and tear, is excluded. Warranty: earlier of 5 years or 124,000 miles. Servicing must be carried out in line with the requirements of the service schedule and all servicing and warranty work must be carried out at a Volkswagen Commercial Vehicles Authorised Repairer. Warranty exclusions apply (including shorter warranty period for components subject to wear and tear, mechanical adjustments (6 months/6,500 miles) and windscreen (1 month/600 miles). Roadside Assistance: excludes costs of parts, garage, labour or other costs in excess of specified limits. Other limitations & exclusions apply. See Roadside Assistance Handbook for full details. Servicing & MOTs administered by Volkswagen Commercial Vehicles Financial Services. Warranty administered by Volkswagen Commercial Vehicles UK. Roadside Assistance administered by AA.

| The New California | Features | Wheels | Paint | Upholstery | Technical information | Price list and options |
|---|----------|--------|-------|------------|-----------------------|------------------------|
| <div><div></div><div></div><div></div><div></div><div></div><div></div><div></div><div></div><div></div><div></div></div> | | | | | | |

California

Beach Camper

| Exterior features | Driver assistance and safety features | Infotainment and connectivity |
|---|--|---|
| 65% darkened windows in the passenger compartment | Adaptive Cruise control system | 2 USB-C ports at the front, 4 USB-C charging ports in the passenger compartment (45 watt) |
| Awning on left side, with black housing | Anti-theft alarm and electronic immobilizer | 8 loudspeakers (passive) |
| Black gloss painted trim between the headlights | Central locking system with the “Keyless Start” keyless comfort start function, with SAFELOCK | App-Connect including App-Connect Wireless for Apple CarPlay™ and Android Auto™ |
| Exterior mirror housings in Glossy Black | Daytime running lights switch with automatic lightning control | Digital Cockpit Pro |
| Front fog lights | Driver Alert System | Radio “Ready 2 Discover” with 25.4 cm (10-inch) colour touch screen incl. Streaming & Internet and DAB+ |
| Laminated-glass windscreen, heat-insulating and noise damping | Driver and front passenger airbags with front passenger airbag deactivation | |
| Manual pop-up roof, with 3 windows and 1 front opening, bellow in Basalt Grey | Dynamic headlight range control | |
| Sliding door, left and right side, with sliding window | Dynamic Road Sign Display | |
| Interior features | eCall Emergency System | Camping equipment |
| 3 single seats in the rear cabin with integral seat belt and sleeping mat | First aid kit, warning triangle and safety vest | 230-V inlet with charging feature for vehicle batteries and 230-V 3 pin socket in the interior |
| Air conditioning system with manual control in cab, with auxiliary heater for load/passenger compartment | “Front Assist” autonomous emergency braking with pedestrian and cyclist detection | Camper control unit (in the right C-pillar) |
| Height-adjustable swivel seats for driver and front passenger, with armrests (both sides), lumbar support (power adjustment), drawer compartment, without folding table at the back | Front and rear parking sensors | Camping table (underneath the bed extension) and 2 folding chairs (in the tailgate) |
| Reading light for front passenger | Front and rear seat belt warning | Drawer compartments underneath the exterior seats in the passenger compartment and 2 waste containers |
| “Scale Light Grey” decorative inserts | High beam assist | External 230V power input socket |
| Two-tone fabric seat covers in “Bright Dots” design | Interior rear view mirror, auto dimming | Folding lower bed 1,980mm x 1,330mm (200kg load capacity) |
| Wheels | Leather-covered multifunction steering wheel with paddles | Fold-out mini-kitchen in the rear with 1-burner gas cooker |
| 16” “Syrakus” alloy wheels 6.5 | Lane departure warning “Lane Assist” | Fuel-fired parking heater and fuel-powered auxiliary heater |
| 16-inch disc brake front and rear | LED main headlights with LED daytime running lights | Gooseneck lamp (LED) for loft bed |
| Standard suspension and shock absorption | LED tail light clusters | Interior blackout system: hooded curtain for windshield, magnetic curtains for front side windows, roller blinds for tailgate and sliding doors, stowage bags between C- and D-pillar |
| Tool kit and Tyre Mobility Set (in the luggage compartment) | Side and curtain airbags for driver and front passenger, curtain airbags for the outer seats in the back and front centre airbag | Roof top bed 2,054mm x 1,137mm (200kg load capacity) |
| | Speed limiter and “Intelligent Speed Assist” | Technical box with additional battery (40Ah LiFePo) and 230-V outlet |
| | Sun visors with mirror, illuminated, ticket holder on the driver's side, with airbag label on the sun visor and B-pillar | Ventilation grilles for driver and passenger windows |
| | Swerve support and turn-off assist | |
| | Tyre Pressure Monitoring System | |
| | Windshield wiper intermittent control, 4 stages, for windshield wipers with rain sensor | |

California Coast (in addition to Beach Camper)

| Interior features |
|---|
| 2 single rear passenger seats with integral seat belt and sleeping mat |
| Climatronic 3-zone air conditioning system |
| Drawer compartments underneath the exterior seats in the passenger compartment and 2 waste containers |
| Height-adjustable swivel seats for driver and front passenger, with armrests (both sides), lumbar support (power adjustment), drawer compartment, without folding table at the back |
| “Scale Light Grey” decorative inserts |
| Two-tone fabric seat covers in “Ribella” design |
| Camping equipment |
| 2nd and 3rd additional battery with LV voltage converter (40Ah LiFePo) |
| Folding lower bed 1,980mm x 1,080mm (200kg load capacity) |
| Interior blackout system: thermo mats for cab, roller blinds for tailgate and sliding doors, stowage bag between right C- and D-pillar |
| Kitchenette with versatile folding table and 230-V socket, in Platin Sandwich (upper cupboard) and Platin Raven (lower cupboard) |
| Outdoor cold shower and attachemt, accessible via the tailgate |
| Roof top bed 2,054mm x 1,137mm (200kg load capacity) |

| Wheels |
|--|
| 17” “Dundrod” alloy wheels, in silver |
| Driver assistance and safety features |
| Central locking system with the “Keyless Start” and “Keyless Entry”, with SAFELOCK |
| Front and rear parking sensors with park assist |
| Heated front windscreen |
| Rear view camera |

California Ocean (in addition to Coast)

| Exterior features |
|---|
| Black gloss painted trim between the headlights with two chrome trims |
| Electrohydraulic pop-up roof, with 3 windows and 1 front opening, bellow in Basalt Grey |
| Power latching tailgate |
| Sliding door, left and right side, with power latching system |
| Tailgate with power latching system |
| Interior features |
| Ambient interior lighting |
| “Dark Silver Brushed” decorative inserts |
| Interior lighting in the pop-up roof, tailgate and at the kitchen cupboard |
| Kitchenette with versatile folding table, 230-V socket and roof storage compartment, in Frizo Sandwich (upper cupboard) and Platin Raven (lower cupboard) |
| Seat heater for seats in cab, left and right, separately controllable |
| Textile floor mats in the cab |
| Two-tone fabric seat covers in “Mélange” design, with California lettering |
| Wood-look floor covering |
| Infotainment |
| Discover Pro navigation system with 25.4 cm (10-inch) colour touch screen incl. Streaming & Internet and DAB+ |

| Wheels |
|--|
| 18” “Toshima” Alloy wheels, in silver |
| Driver assistance and safety features |
| Advanced high beam control |
| Driving mode selection |
| Dynamix headlight range control, with cornering light |
| Heated leather-covered multifunction steering wheel with paddles |
| IQ. Light LED matrix headlights |
| Travel Assist |

Alloy wheels

- 01

'Syrakus' alloy wheels
6½J x 16. In Silver with 215/65 R16 tyres.
| B |
- 02

'Dundrod' alloy wheels
6½J x 17. In Silver with 235/55 R17 tyres.
| C |
- 03

'Dundrod' alloy wheels
6½J x 17. In Black with diamond-turned surface. 235/55 R17 tyres.
| C |
- 04

'Toshima' alloy wheels
7½J x 18. In Silver with 235/50 R18 tyres.
| O |
- 05

'Toshima' alloy wheels
7½J x 18. In Gloss Black with 235/50 R18 tyres.
| O |
- 06

'Halmstadt' alloy wheels
8J x 19. In Black with 245/45 R19 tyres.
| O |

16"



17"



18"



19"



Standard Optional at extra cost | B | Beach | C | Coast | O | Ocean

Detailed information regarding tyre efficiency labelling and technical specifications on all potential tyre fitments can be found by visiting the Volkswagen Commercial Vehicles online car configurator at www.volkswagen-vans.co.uk/en/configurator.html

Paintwork

The paint finish options – 10 exterior colours and 3 two-tone combinations, roof in body colour or contrasting black available.

Single-colour paint finishes



Candy White



Medium Blue Metallic



Candy White



Medium Blue Metallic



Monosilver Metallic



Indium Grey Metallic



Monosilver Metallic



Indium Grey Metallic



Fortana Red Metallic



Deep Black Pearl Effect



Fortana Red Metallic



Copper Bronze Metallic

Single-colour paint finishes, roof in Deep Black Pearl Effect

Paintwork (continued)

Single-colour paint finishes,
roof in Deep Black Pearl Effect



Energetic Orange Metallic

Two-tone paint finishes



Monosilver Metallic/Energetic Orange Metallic

Two-tone paint finishes,
roof in Deep Black Pearl Effect



Monosilver Metallic/Energetic Orange Metallic



Starlight Blue Metallic



Candy White/Starlight Blue Metallic



Candy White/Starlight Blue Metallic



Pure Grey




Deep Black Pearl Effect/Fortana Red Metallic

Roof paint and bellows

| Exterior paintwork | Roof paint | Pr-No. | Bellow options |
|---|-------------------------|--------|---|
| Solid paint finishes | | | |
| Candy White | Deep Black Pearl Effect | B42T | Toffee Brown, Glacier Blue, Basalt Grey |
| | Candy White | B4B4 | |
| Pure Grey | Deep Black Pearl Effect | J22T | Toffee Brown, Glacier Blue, Basalt Grey |
| Metallic paint finishes | | | |
| Monosilver Metallic | Deep Black Pearl Effect | K92T | Toffee Brown, Glacier Blue, Basalt Grey |
| | Monosilver Metallic | K9K9 | |
| Fortana Red Metallic | Deep Black Pearl Effect | I92T | Toffee Brown, Glacier Blue, Basalt Grey |
| | Fortana Red Metallic | I9I9 | |
| Medium Blue Metallic | Deep Black Pearl Effect | Y52T | Toffee Brown, Glacier Blue, Basalt Grey |
| | Medium Blue Metallic | Y5Y5 | |
| Indium Grey Metallic | Deep Black Pearl Effect | X32T | Toffee Brown, Glacier Blue, Basalt Grey |
| | Indium Grey Metallic | X3X3 | |
| Copper Bronze Metallic | Deep Black Pearl Effect | 5A2T | Toffee Brown, Glacier Blue, Basalt Grey |
| Energetic Orange Metallic | Deep Black Pearl Effect | 4M2T | Toffee Brown, Glacier Blue, Basalt Grey |
| Starlight Blue Metallic | Deep Black Pearl Effect | 3S2T | Toffee Brown, Glacier Blue, Basalt Grey |
| Pearl effect paint finishes | | | |
| Deep Black Pearl Effect | Deep Black Pearl Effect | 2T2T | Toffee Brown, Glacier Blue, Basalt Grey |
| Two-tone paint finished | | | |
| Monosilver Metallic/ Energetic Orange Metallic | Deep Black Pearl Effect | 9214 | Toffee Brown, Basalt Grey |
| | Monosilver Metallic | 9216 | |
| Candy White/ Starlight Blue Metallic | Candy White | 9530 | Glacier Blue, Basalt Grey |
| | Deep Black Pearl Effect | 9015 | |
| Deep Black Pearl Effect/ Fortana Red Metallic | Deep Black Pearl Effect | 9336 | Basalt Grey |

| Bellows |
|--|
| Manual pop-up roof, bellow in Basalt Grey (standard equipment) |
| Electro-hydraulic pop-up roof, bellow in Toffee Brown, Glacier Blue or Basalt Grey available |



California seat covers

The new California seat cover "Mélange"



* High-quality seat fabric made from recycled polyester.

Decorative inserts

Decorative inserts for California Coast*



Decorative inserts for California Ocean



* Standard equipment for California Coast, optional equipment for California Ocean.

Fuel consumption, performance and emissions

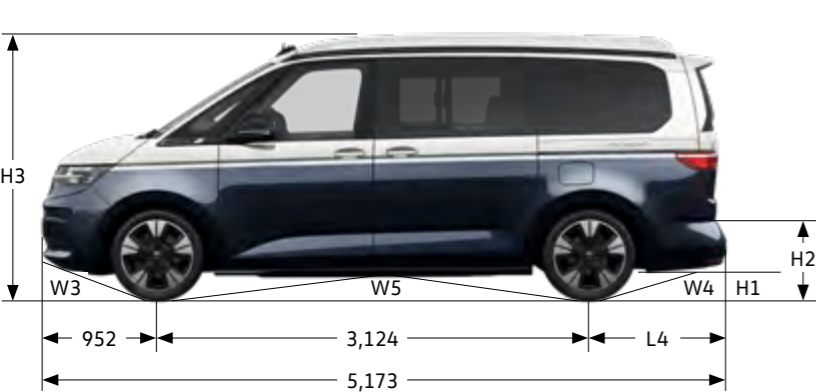
| Engine/transmission | RDE2 Compliant | Combined CO ₂ emissions, g/km ¹ , Max. (worst case) Combined CO ₂ emissions, g/km ¹ , Min. (best case) | Combined fuel consumption mpg ¹ , Min. (worst case) Combined fuel consumption mpg ¹ , Max. (best case) | Combined fuel consumption (ltr/100km) ¹ , Max. (worst case) Combined fuel consumption (ltr/100km) ¹ , Min. (best case) | Acceleration, seconds 0 - 62mph | Top speed, mph (where law permits) |
|---------------------------|----------------|---|---|---|---------------------------------|------------------------------------|
| California Beach Camper | | | | | | |
| 150PS 2.0 TDI 7-Speed DSG | Yes | 180 - 177 | 41.3 - 42.2 | 6.9 - 6.7 | 12.4 | 117 |
| California Coast | | | | | | |
| 150PS 2.0 TDI 7-Speed DSG | Yes | 182 - 180 | 40.7 - 41.5 | 7.0 - 6.8 | 12.6 | 117 |
| 204PS 2.0 TSI 7-Speed DSG | Yes | 212 - 210 | 30.2 - 30.7 | 9.4 - 9.2 | 10.0 | 124 |
| California Ocean | | | | | | |
| 150PS 2.0 TDI 7-Speed DSG | Yes | 182 - 180 | 40.7 - 41.5 | 7.0 - 6.8 | 12.6 | 117 |
| 204PS 2.0 TSI 7-Speed DSG | Yes | 212 - 210 | 30.2 - 30.7 | 9.4 - 9.2 | 10.0 | 124 |

1 Figures shown are for comparability purposes; only compare fuel consumption and CO₂ figures with other vehicles tested to the same technical procedures. These figures may not reflect real life driving results, which will depend upon a number of factors including the accessories fitted (post-registration), variations in weather, driving styles and vehicle load. Data correct at 26.6.2023. Figures quoted are for a range of configurations (including non-UK) and are subject to change due to ongoing approvals/changes. Please consult your authorised Volkswagen Van Centre for further information.

RDE2 refers to Real Driving Emissions Step 2.

Dimensions

| | | California |
|-------|--|-----------------------|
| H1 | Ground clearance – mm | 162 |
| H2 | Load sill over stationary level – mm | 583 (563) |
| H3 | Vehicle height – mm | 1,972 |
| L4 | Overhang – mm | 1,097 |
| W1 | Width – mm | 1,941 |
| W2 | Width including mirrors – mm | 2,252 |
| W3/W4 | Approach and departure angle, front/rear – degrees | 18.0/13.2 (16.1/13.1) |
| W5 | Ramp angle (with lowered chassis) – degrees | 11.8 (10.8) |
| | Vehicle length with trailer hitch – mm | 5,276 |
| | Side sliding doors, width (with electric sliding door) x height – mm | 931 (900) x 1,173 |
| | Tailgate, width x height – mm | 1,312 x 1,169 |
| | Minimum turning circle, approx. – m | 12.1 |



* Interior dimensions demonstrated on Beach Camper trim.

Weights

| Engine/transmission | Gross vehicle weight, kg | Axle load limit, front/rear, kg | Trailer weight braked 12%/unbraked, kg | Gross train weight, kg | Unladen weight ¹ , kg | Payload ² , kg |
|---------------------------|--------------------------|---------------------------------|--|------------------------|----------------------------------|---------------------------|
| California Beach Camper | | | | | | |
| 150PS 2.0 TDI 7-Speed DSG | 2,850 | 1,510 / 1,450 | 2,000 / 750 | 4,850 | 2,353 | 497 |
| California Coast | | | | | | |
| 150PS 2.0 TDI 7-Speed DSG | 2,850 | 1,510 / 1,450 | 2,000 / 750 | 4,850 | 2,417 | 433 |
| 204PS 2.0 TSI 7-Speed DSG | 2,850 | 1,510 / 1,450 | 2,000 / 750 | 4,850 | 2,366 | 484 |
| California Ocean | | | | | | |
| 150PS 2.0 TDI 7-Speed DSG | 2,850 | 1,510 / 1,450 | 2,000 / 750 | 4,850 | 2,437 | 413 |
| 204PS 2.0 TSI 7-Speed DSG | 2,850 | 1,510 / 1,450 | 2,000 / 750 | 4,850 | 2,394 | 456 |

1 Unladen weight includes approximately 90% fuel load and 75kg for driver.
2 Payload = gross vehicle weight minus unladen weight. Quoted weights are for vehicles with standard specification.
Unladen weight and payload may be influenced by trimline, factory options and Van Centre fitted accessories.
Roof load limit: 100kg (with two roof carriers) or 150kg (with at least four roof carriers). Trailer nose weight: 80kg.



Model prices

Image shown is for illustrative purposes only. Vehicle shown is not UK specification.

| * Manufacturer's on the road (OTR) package | | |
|--|-----------|------------|
| | M1 SP ICE | M1 eHybrid |
| Delivery to Van Centre | £835.00 | £835.00 |
| Number plates | £20.00 | £20.00 |
| VAT | £171.00 | £171.00 |
| First registration fee | £55.00 | £55.00 |
| Vehicle excise duty (VED) 1st | £360.00 | £360.00 |
| Basic OTR price (exc. VAT) | £1,270.00 | £1,020.00 |
| Total OTR price (inc. VAT) | £1,445.00 | £1,195.00 |

Model prices

| Model description | Basic RRP exc. VAT | VAT | Total RRP inc. VAT | Total RRP inc. OTR* exc. VAT | Total RRP inc. OTR* inc. VAT |
|---|-----------------------|------------|-----------------------|---------------------------------|---------------------------------|
| California Beach Camper | | | | | |
| California Beach Camper 150PS 2.0 TDI 7-Speed DSG | £51,700.00 | £10,340.00 | £62,040.00 | £52,970.00 | £63,481.00 |
| California Beach Camper 245PS eHybrid 1.5 TSI 6-Speed DSG 4MOTION | £58,420.00 | £11,684.00 | £70,104.00 | £59,440.00 | £71,295.00 |
| California Coast | | | | | |
| California Coast 150PS 2.0 TDI 7-Speed DSG | £57,700.00 | £11,540.00 | £69,240.00 | £58,970.00 | £70,681.00 |
| California Coast 204PS 2.0 TSI 7-Speed DSG | £60,130.00 | £12,026.00 | £72,156.00 | £61,400.00 | £73,597.00 |
| California Coast 245PS eHybrid 1.5 TSI 6-Speed DSG 4MOTION | £64,420.00 | £12,884.00 | £77,304.00 | £65,440.00 | £78,495.00 |
| California Ocean | | | | | |
| California Ocean 150PS 2.0 TDI 7-Speed DSG | £63,450.00 | £12,690.00 | £76,140.00 | £64,720.00 | £77,581.00 |
| California Ocean 204PS 2.0 TSI 7-Speed DSG | £65,880.00 | £13,176.00 | £79,056.00 | £67,150.00 | £80,497.00 |
| California Ocean 245PS eHybrid 1.5 TSI 6-Speed DSG 4MOTION | £70,170.00 | £14,034.00 | £84,204.00 | £71,190.00 | £85,395.00 |

Volkswagen Commercial Vehicles may change RRP's at any time (this includes where there are government changes in regulation and/or legislation). There may be a delay to any RRP displaying correctly on our materials. Always obtain prices from your chosen authorised Van Centre.

1 Figures shown are for comparability purposes; only compare fuel consumption and CO₂ figures with other vehicles tested to the same technical procedures. These figures may not reflect real life driving results, which will depend upon a number of factors including the accessories fitted (post-registration), variations in weather, driving styles and vehicle load. Data correct at 06.11.2024. Figures quoted are for a range of configurations (including non-UK) and are subject to change due to ongoing approvals/changes. Please consult your authorised Volkswagen Van Centre for further information.

Options

| | | Beach Camper | | Coast | | Ocean | |
|--|----------|----------------|--------------------|----------------|--------------------|----------------|--------------------|
| Paint | PR Code | Basic exc. VAT | Total RRP inc. VAT | Basic exc. VAT | Total RRP inc. VAT | Basic exc. VAT | Total RRP inc. VAT |
| Solid. Candy White (B4B4). | As shown | ○ | ○ | ○ | ○ | ○ | ○ |
| Solid. Pure Grey Deep Black Pearl (J22T), Candy White Deep Black Pearl (B42T). | As shown | £295.00 | £354.00 | £295.00 | £354.00 | £295.00 | £354.00 |
| Metallic. Fortana Red (I9I9), Mono Silver (K9K9), Indium Grey (X3X3), Florida Beach Blue (Y5Y5), Deep Black Pearlescent (2T2T). | As shown | £820.00 | £984.00 | £820.00 | £984.00 | £820.00 | £984.00 |
| Metallic with black roof. Reflex Silver (8E2T), Starlight Blue (3S2T), Copper Bronze (5A2T), Energetic Orange (4M2T), Indium Grey (X32T), Mono Silver (K92T), Florida Beach Blue (Y52T), Fortana Red (I92T). | As shown | £1,150.00 | £1,380.00 | £1,150.00 | £1,380.00 | £1,150.00 | £1,380.00 |
| Two-tone paint, upper/lower. Candy White/Starlight Blue (9530), Mono Silver/Energetic Orange (9216), Deep Black Pearlescent/Fortana Red (9336). | As shown | £2,450.00 | £2,940.00 | £2,450.00 | £2,940.00 | £2,450.00 | £2,940.00 |
| Two tone paint with black roof, upper/lower. Candy White/Starlight Blue (9015), Mono Silver/Energetic Orange (9214). | As shown | £2,745.00 | £3,294.00 | £2,745.00 | £3,294.00 | £2,745.00 | £3,294.00 |
| | | | | | | | |
| Interior | | | | | | | |
| Roof Bellows - Toffee brown. Pop-up roof electrohydraulically operated, with 3 windows and a front opening, bellows in brown. Incl. roof bed with spring plates, USB socket, LED lighting and child safety net in alternative bellows colour. | J15 | – | – | £735.00 | £882.00 | £735.00 | £882.00 |
| Roof Bellows- Glacier Blue. Pop-up roof electro-hydraulically operated, with 3 windows and a front opening, bellows in blue. Incl. roof bed with spring plates, USB socket, LED lighting and child safety net in alternative bellows colour. | J14 | – | – | £735.00 | £882.00 | £735.00 | £882.00 |
| Ambient interior lighting. Ambient lighting on the tailgate and ambient lighting in 30 colours. | QQ3 | – | – | – | – | ● | ● |
| “Bright Dots” cloth seat upholstery. Bi-colour seat covers in fabric. | N0A | ● | ● | – | – | – | – |
| ‘Ribella’ cloth seat upholstery. Bi-colour seat covers in fabric. | N0B | – | – | ● | ● | – | – |
| ‘Mélange’ cloth seat upholstery. Bi-colour seat covers in fabric. | N0D | – | – | – | – | ● | ● |
| Seat trim covers in ArtVelours. Bi-colour seat covers, seat centre panels in micro-fleece “ArtVelours”, seat bolsters in smooth leather look. | N2S | £1,025.00 | £1,230.00 | £1,025.00 | £1,230.00 | £1,025.00 | £1,230.00 |

● Standard – Not available ○ At no extra cost

Where additional equipment is required by chosen options, this will be at additional cost. See the relevant option for recommended pricing or consult your local authorised Van Centre. Some options may not be compatible with other options. To check the availability of your chosen options, please use our configurator or consult your local authorised Van Centre.

Volkswagen Commercial Vehicles may change RRP's at any time (this includes where there are government changes in regulation and/or legislation). There may be a delay to any RRP displaying correctly on our materials. Always obtain prices from your chosen authorised Van Centre.

Options (continued)

| | PR Code | Beach Camper | | Coast | | Ocean | |
|---|---------|----------------|--------------------|----------------|--------------------|----------------|--------------------|
| | | Basic exc. VAT | Total RRP inc. VAT | Basic exc. VAT | Total RRP inc. VAT | Basic exc. VAT | Total RRP inc. VAT |
| Comfort and convenience | | | | | | | |
| Climatronic 3-zone air conditioning system. | 9AH | £1,055.00 | £1,266.00 | ● | ● | ● | ● |
| Heated front seats. Seat heating for both seats in the driver's cab, left and right separately adjustable. | 4A3 | £380.00 | £456.00 | £380.00 | £456.00 | ● | ● |
| Adaptive Chassis Control DCC with standard chassis. Driving Profile Selection for DCC. | 2IO | £1,100.00 | £1,320.00 | £1,100.00 | £1,320.00 | – | – |
| Camper interior lighting concept. Camper interior lighting concept with lighting in the pop-up roof, tailgate, ambient lighting in the kitchen at Coast/Ocean on the kitchen cupboard and apron lighting on the sliding door entry. | 9CI | £290.00 | £348.00 | £290.00 | £348.00 | ● | ● |
| Power sliding doors, left and right. Option not applicable if selecting a power sliding door option. PT1 or PT2. | PT1 | £1,100.00 | £1,320.00 | – | – | – | – |
| Sliding doors including power latching, left and right. | ZTO | – | – | £190.00 | £228.00 | ● | ● |
| Power sliding doors, left and right with Easy Open. | PT2 | – | – | £1,200.00 | £1,440.00 | £1,000.00 | £1,200.00 |
| Tailgate with power latching. Tailgate with window aperature and power latching. | ZEA | £95.00 | £114.00 | £95.00 | £114.00 | ● | ● |
| Velour floor mats in cab. | OTC | £35.00 | £42.00 | £35.00 | £42.00 | ● | ● |
| Carpet mats in front and rear. Textile floor mats in the driver's cab and passenger compartment - Passenger compartment inlay carpet. | OTD | – | – | £160.00 | £192.00 | £160.00 | £192.00 |
| Information & technology | | | | | | | |
| Navigation system "Discover Pro". Discover Pro Navigation System with 10" display. | 7UY | £750.00 | £900.00 | £750.00 | £900.00 | ● | ● |

● Standard – Not available ○ At no extra cost

Where additional equipment is required by chosen options, this will be at additional cost. See the relevant option for recommended pricing or consult your local authorised Van Centre. Some options may not be compatible with other options. To check the availability of your chosen options, please use our configurator or consult your local authorised Van Centre.

Volkswagen Commercial Vehicles may change RRP's at any time (this includes where there are government changes in regulation and/or legislation). There may be a delay to any RRP displaying correctly on our materials. Always obtain prices from your chosen authorised Van Centre.

Options (continued)

| | PR Code | Beach Camper | | Coast | | Ocean | |
|--|---------|----------------|--------------------|----------------|--------------------|----------------|--------------------|
| | | Basic exc. VAT | Total RRP inc. VAT | Basic exc. VAT | Total RRP inc. VAT | Basic exc. VAT | Total RRP inc. VAT |
| Safety & security | | | | | | | |
| Retractable tow bar, with electric release. Foldable hitch, with electric release. | 1M6 | £790.00 | £948.00 | £790.00 | £948.00 | £790.00 | £948.00 |
| Trailer hitch with trailer maneuvering system Trailer Assist and Park Assist. Contains 7X5 Park assist with front and rear parking sensors, KA2 Rear view camera, 1M9 Trailer hitch, mechanically swivelling and electrically releasable with trailer maneuvering system. | Z2Q | £1,350.00 | £1,620.00 | £1,350.00 | £1,620.00 | £1,350.00 | £1,620.00 |
| 4 remote control folding keys. | 8QM | – | – | £60.00 | £72.00 | £60.00 | £72.00 |
| Basic Parking Package. Park Assist with front and rear parking sensors. | P2F | £360.00 | £432.00 | ● | ● | ● | ● |
| Keyless Advanced. Central locking with keyless locking and starting system “Keyless Advanced” with safe lock. | 4K6 | £390.00 | £468.00 | ● | ● | ● | ● |
| Rear View Camera. | KA2 | £330.00 | £396.00 | ● | ● | ● | ● |
| Advanced Parking Package. Contains 7X5 park assist with front and rear parking sensors, KA6 With front and rear view camera system and two side cameras. | P2G | £820.00 | £984.00 | £820.00 | £984.00 | £630.00 | £756.00 |
| Advanced Assistance Package. Contains 8T3 Adaptive cruise control, GW2 Car2X variant, 79H lane change assist, 6I6 Travel assist. | Z2O | £1,100.00 | £1,320.00 | £1,100.00 | £1,320.00 | ● | ● |
| Exterior | | | | | | | |
| Chrome strips on side and rear. | QJ1 | ○ | ○ | ○ | ○ | ○ | ○ |
| Sliding window in front with fly screen and fixed window in rear in load passengera compartment left. Contains QC1 Privacy glass (65% tint), 4FJ Sliding window with fly screen in passenger compartment left, 4JJ Sliding window with fly screen passenger compartment right. | Z8C | ○ | ○ | ○ | ○ | ● | ● |
| Heated windscreen. Front window in laminated safety glass, heat- and noise-insulating, heatable. | 4GX | £230.00 | £276.00 | ● | ● | ● | ● |
| Mud flaps. Front and rear mud flaps. | 6N2 | £150.00 | £180.00 | £150.00 | £180.00 | £150.00 | £180.00 |

● Standard – Not available ○ At no extra cost

Where additional equipment is required by chosen options, this will be at additional cost. See the relevant option for recommended pricing or consult your local authorised Van Centre. Some options may not be compatible with other options. To check the availability of your chosen options, please use our configurator or consult your local authorised Van Centre.

Volkswagen Commercial Vehicles may change RRPs at any time (this includes where there are government changes in regulation and/or legislation). There may be a delay to any RRP displaying correctly on our materials. Always obtain prices from your chosen authorised Van Centre.

Options (continued)

| Wheels & tyres | PR Code | Beach Camper | | Coast | | Ocean | |
|---|---------|----------------|--------------------|----------------|--------------------|----------------|--------------------|
| | | Basic exc. VAT | Total RRP inc. VAT | Basic exc. VAT | Total RRP inc. VAT | Basic exc. VAT | Total RRP inc. VAT |
| 17" "Dundrod" Alloy wheels 6.5 J x 17, in silver. | Z0C | £700.00 | £840.00 | – | – | – | – |
| 17" "Dundrod" light-alloy wheels 6.5 J x 17, in black, black diamond turned finish. | Z0D | – | – | £1,200.00 | £1,440.00 | – | – |
| 18" "Toshima" 7.5J x 18 alloy wheels, glossy black. | Z0H | – | – | – | – | £300.00 | £360.00 |
| 19" "Halmstadt" 8J x 19 light-alloy wheels, in black, high-sheen finish. | Z0G | – | – | – | – | £850.00 | £1,020.00 |
| All season tyres 235/55 R17 103H xl. | H3G | £210.00 | £252.00 | £210.00 | £252.00 | £210.00 | £252.00 |
| All season tyres 235/50 R18 101H xl. | J61 | £210.00 | £252.00 | – | – | £210.00 | £252.00 |
| Light-alloy spare wheel. | 1G3 | £265.00 | £318.00 | – | – | – | – |
| Camper | | | | | | | |
| Auxiliary heater. Auxiliary heater for windscreen de-icing and heating/ventilation of the cab with radio remote control. | 7VL | £1,335.00 | £1,602.00 | £1,335.00 | £1,602.00 | – | – |
| Camper parking heater for continuous operation and parking heater for windscreen de-icing with radio remote control. The camper heater can be operated via the camper unit, the California app or the infotainment system. The parking heater for windscreen de-icing is also used to heat and ventilate the vehicle interior. | 7VH | £2,600.00 | £3,120.00 | £2,600.00 | £3,120.00 | ● | ● |
| Cupboards in 'Graphite Grey' slate-effect. Ocean kitchen with outdoor folding table for cooking and roof storage box. | II5 | – | – | – | – | £150.00 | £180.00 |
| Black rail on both sides - without awning. | NF3 | ○ | ○ | ○ | ○ | ○ | ○ |
| Black awning on right side (replaces the standard awning on the left side). | NF1 | ○ | ○ | ○ | ○ | ○ | ○ |

● Standard – Not available ○ At no extra cost

Where additional equipment is required by chosen options, this will be at additional cost. See the relevant option for recommended pricing or consult your local authorised Van Centre. Some options may not be compatible with other options. To check the availability of your chosen options, please use our configurator or consult your local authorised Van Centre.

Volkswagen Commercial Vehicles may change RRP's at any time (this includes where there are government changes in regulation and/or legislation). There may be a delay to any RRP displaying correctly on our materials. Always obtain prices from your chosen authorised Van Centre.

The all-new California

This brochure supersedes all previous publications.
Issue: 1 April 2025
www.volkswagen-vans.co.uk

Please note: Screen technology does not allow exact reproduction of the paint and upholstery colours. Some of the vehicles shown are European specification and may be fitted with optional equipment or accessories that are available at extra cost, or do not reflect current specification. All data and specifications are in accordance with information available at the time of publication and are subject to change without notice. Vehicles not currently in UK stock and customer order vehicles may take a number of weeks for delivery. Certain combinations of vehicle specifications and factory-fitted options are not compatible and therefore all orders received are subject to confirmation. Models, factory fitted-options and paint and upholstery options are subject to availability. Please check details and availability with an authorised Volkswagen Van Centre at the time of ordering.