

The Crafter panel van Brochure



Commercial
Vehicles



Build
your own



Find a
Tour Centre



Test drive



Offers &
Finance



Conversions



Ready for the toughest jobs.

- Robust design, technologies and driver assistance systems.
- More practical, economical, and innovative than ever before.
- Outstanding in its class.



The perfect workplace.

- Available with an ergoComfort/ergoActive suspension seat*
- A variety of storage solutions with a wide range of different ports and connections
- Available with a heated leather multi-function steering wheel*
- Available with a 230V socket (300w)*

Excellent loadability.

- High load compartment of up to 2,196mm
- Wide side sliding door with an opening width of 1,311mm
- LED load compartment lighting*
- 100mm lower loading sill²
- Up to 18.4m load volume¹

A choice of drive systems.

- Front wheel drive delivers the highest possible load compartment
- The first van to offer an 8-speed automatic gearbox with a choice of front wheel, rear wheel and 4MOTION all-wheel drive

Value for money.

- High residual value
- Low fuel consumption
- Low maintenance costs

Superb connectivity.

- Telematics preparation including FMS 3.0 compatibility*
- Customer-specific function control unit (for special bodies and conversions)*
- Car-Net mobile online services*

Load securing options.

- Available with an optional universal floor*
- Load compartment designed for the addition of flexible shelving systems
- Interior roof rack*
- Up to 14 load-lashing rings


Numerous driver assistance and safety systems.

- The first with City Emergency Braking and Automatic Post-Collision Braking as standard
- Electromechanical Servotronic steering as standard
- Side protection*
- Lane Keeping Assist*
- Rear Traffic Alert*
- Trailer Assist*
- Park Assist*
- LED headlights*


* Available as an option. ¹ Will be introduced at a later date. ² Figure applies to the Crafter panel van with front wheel drive, compared to rear wheel drive and 4MOTION all-wheel drive. Illustration includes options at extra charge. Please contact your local Volkswagen Commercial Vehicles Van Centre for details of the standard equipment and optional extras available.

Contents

Exterior >



Business pack >




Assistance systems >



Price list >



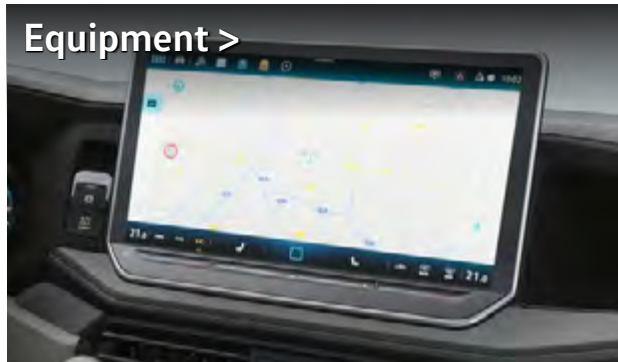
Finance options >



Infotainment & connectivity >



Equipment >



Interior >




Crafter Bodies & Conversions >



Technical information >



Accessories >



Paint & upholstery >



The Crafter panel van >



Drive systems >



Model variants >



Finance, insurance, servicing & warranties >



Crafted by you. Engineered by us.

More practical, economical and innovative than ever before. The Crafter panel van is a commercial vehicle like no other. Designed by our customers for our customers. Built from the ground up, using 100% Volkswagen DNA as a cost-effective, transport-oriented solution to meet the demands of a diverse range of businesses. The Crafter panel van represents state-of-the-art manufacturing, with the sole aim of making it the best commercial vehicle in its class.



Illustration includes options at extra charge. Please contact your local Volkswagen Commercial Vehicles Van Centre for details of the standard equipment and optional extras available.

Exterior	Interior	Drive systems	Assistance systems	Crafter panel van	Crafter Bodies & Conversions	Business Pack	Equipment	Model variants	Paint & upholstery	Infotainment & connectivity	Technical information	Price list	Accessories	Finance options	Finance, insurance, servicing & warranties
----------	----------	---------------	--------------------	-------------------	------------------------------	---------------	-----------	----------------	--------------------	-----------------------------	-----------------------	------------	-------------	-----------------	--

The perfect workplace.

Delivering storage, comfort and technology.

E

G

F

C

B

H

D

A

I

G

- Interior features.**
- A New steering wheel
 - B New dashboard
 - C Digital cockpit with dynamic road sign display
 - D Electronic parking brake switch on dashboard
 - E Emergency call system
 - F Upgraded infotainment system with 10.4" or 12.9" screens
 - G USB-C data and charging ports
 - H Wireless mobile phone charging
 - I Cup holder on automatic and gearstick on a manual

Illustration includes options at extra charge.
Please contact your local Volkswagen Commercial Vehicles Van Centre for details of the standard equipment and optional extras available.



The ergoComfort suspension seat.

- A Suspension seat with weight adjustment
- B Longitudinal seat adjustment
- C Seat height adjustment
- D Seat depth adjustment
- E Seat tilt adjustment
- F Backrest adjustment
- G Electric 4-way lumbar support
- H Headrest adjustment
- I Armrest adjustment

The ergoActive suspension seat.

- J Seat massage function*

* This feature is in addition to the standard features of the ergoComfort seat.

The ergoComfort suspension seats.

Adjustable for a more comfortable driving position.

The optional ergoComfort and ergoActive suspension seats with 20-way adjustment are designed to deliver optimum comfort through the reduction of road-related jolts. The combination of electric and manual adjustment allows the driver to select their preferred seating position. In addition, should you desire, the massage function is also available for the ergoActive suspension seat only.



Overhead storage with two single DIN slots standard on all Crafters.

A wide range of drive systems.

The Crafter panel van – available with an 8-speed automatic gearbox and a choice of three different drive systems.

The 8-speed automatic transmission is the only one in its class that can be combined with three different drive systems. It has been specially calibrated for the Crafter panel van’s specific driving characteristics, enabling both comfortable and consumption-optimised handling.

Front wheel drive.

100mm lower load sill and entry height.

Highest load height in class.

Highest payload in the range.

Transversely-mounted front engine.

Rear wheel drive.

High towing capacity up to 3.5t.

Gross train weight of up to 8.0t.

Better traction with heavy loads.

Longitudinally-mounted front engine.

4MOTION all-wheel drive.

Dependable traction and control.

Improved directional stability.

Transversely-mounted front engine.

140PS engine

6-speed manual gearbox or 8-speed automatic gearbox

177PS engine

6-speed manual gearbox or 8-speed automatic gearbox

163PS engine

6-speed manual gearbox or 8-speed automatic gearbox

177PS engine

6 or 8-speed automatic gearbox


Illustrations may include options at extra charge. Please contact your local Volkswagen Commercial Vehicles Van Centre for details of the standard equipment and optional extras available.




State-of-the-art driver assistance and safety systems.

Watch video >




 **Front Assist with City Emergency Braking System.**
Standard across the Crafter panel van range, this detects critical distances, warns of hazardous situations and when necessary, triggers emergency braking. The aim of the function is to prevent or mitigate the consequences of Head-on collisions with vehicles, pedestrians and cyclists.




 **Crosswind Assist.**
As part of the Electronic Stabilisation Programme (ESP), Crosswind Assist applies adaptive braking intervention when the vehicle encounters a strong crosswind. Standard on Crafter panel vans.


Illustrations may include options at extra charge. Please contact your local Volkswagen Commercial Vehicles Van Centre for details of the standard equipment and optional extras available.

Assistance systems to help keep you one step ahead.




 **Automatic Post-Collision Braking System.**
Fitted as standard, the Automatic Post-Collision Braking System triggers braking after a collision, with the aim of preventing secondary collisions.




 **Side protection.**
Available as an option, Side protection monitors the vehicle's sides and alerts you with visual and audible warnings if you're getting too close to other vehicles, pillars, walls or pedestrians.

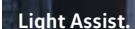
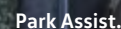



 **Adaptive Cruise Control (ACC).**
Available as an option on Commerce Plus only, ACC uses a front radar to measure the distance (up to 120 metres) and speed relative to vehicles driving ahead. It automatically regulates the pre-set distance. ACC also includes the Front Assist with City Emergency Braking System. This detects critical distances, warns of hazardous situations and when necessary, a speed of up to 18mph triggers emergency braking.



 **Lane Keeping Assist.¹**
Available as an option, Lane Keeping Assist countersteers the vehicle if the driver unintentionally drifts from a lane. The system also emits audible and visual warnings via the multi-function display to alert the driver of danger.

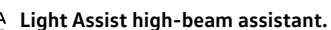
¹ Within the system's thresholds.
Illustrations may include options at extra charge. Please contact your local Volkswagen Commercial Vehicles Van Centre for details of the standard equipment and optional extras available.



Available as an option, Rear Traffic Alert helps by emitting an audible warning when reversing out of a parking space if another vehicle is getting too close. If the driver fails to respond, the system intervenes and applies braking to help avoid a collision.

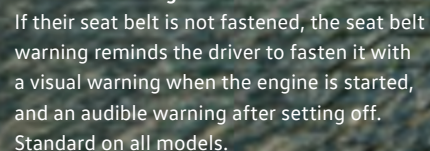
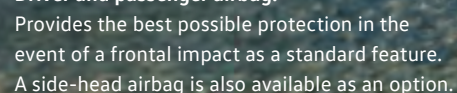
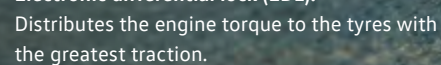
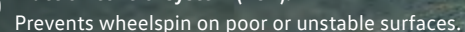
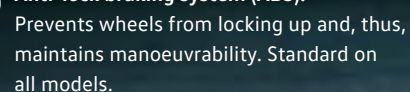
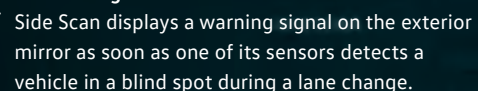
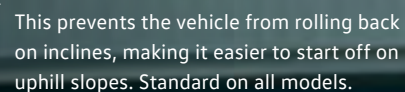
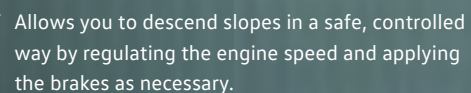
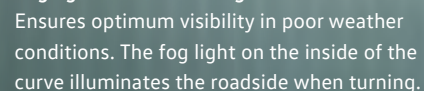
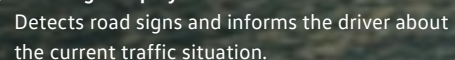
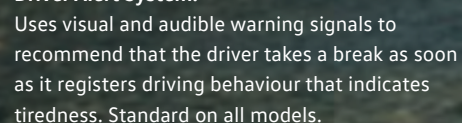
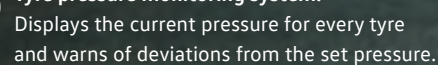
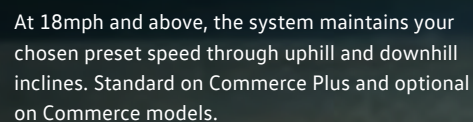
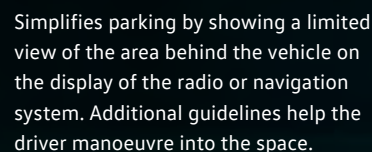
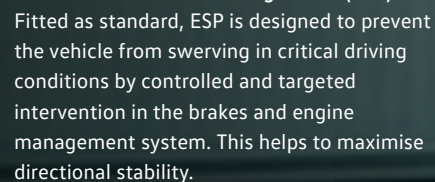
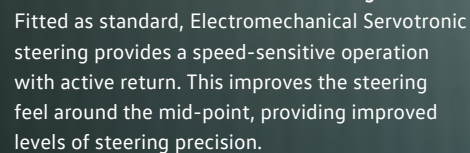


This useful option aids positioning into parking spaces. When reverse is engaged, the vehicle assumes control of the steering. All that's required of the driver is operate the clutch, accelerator and brake pedals, whilst keeping a good lookout.



Automatically dips the headlights when it detects oncoming vehicles, or vehicles travelling ahead, to prevent other drivers from becoming dazzled. The system automatically switches on the high-beam headlights when the vehicle is travelling above 37mph in darkness.

Illustrations may include options at extra charge. Please contact your local Volkswagen Commercial Vehicles Van Centre for details of the standard equipment and optional extras available.



1 Within the system's thresholds. 2 Only in conjunction with 4MOTION all-wheel drive.

Illustration includes options at extra charge. Please contact your local Volkswagen Commercial Vehicles Van Centre for details of the standard equipment and optional extras available.

The Crafter panel van

The Crafter panel van is distinguished by having even better loadability and load securing than ever before. The dimensions are ideal for transporting Euro pallets and roll containers. The factory-fitted preparation for shelves and cupboards, the optional universal floor and the optional internal roof rack combine to create even greater flexibility in the load compartment.

Starting from
£37,315[†]

Please
click here
for more
details.

Highlights of the Crafter panel van

- Largest load compartment height of up to 2,196mm¹
- Largest side loading and opening width of 1,311mm via the sliding door

1 Value applies to the Crafter panel van with long wheelbase Maxi, super-high roof and front-wheel drive.

2 In comparison to rear-wheel drive and 4MOTION all-wheel drive.

Illustrations may include options at extra charge. Please contact your local Volkswagen Commercial Vehicles Van Centre for details of the standard equipment and optional extras available.



100mm lower loading sill with the front-wheel drive.²
Image shown features optional Rear step in rear bumper half width including side marker lights.



Illustrations may include options at extra charge. Please contact your local Volkswagen Commercial Vehicles Van Centre for details of the standard equipment and optional extras available.

Volkswagen Commercial Vehicles may change RRP's at any time (this includes where there are government changes in regulation and/or legislation). There may be a delay to any RRP displaying correctly on our materials. Always obtain prices from your chosen authorised Van Centre. † Basic RRP excluding VAT.



01 Rear wing doors. The two roof-height doors provide an opening angle of 180°. On Commerce Plus models the standard rear wing doors are extended to an increased opening of 270°. The 270° rear wing doors are available as an option on Commerce models.

02 Wooden floor.² This 8mm thick wooden floor for the load compartment provides the optimum surface for your cargo to rest on. Robust beechwood ensures outstanding sturdiness and resilience. Standard on Commerce Plus and optional on Commerce models.

03 Universal floor.^{1,2} This wooden floor is the ideal basis for retrofitting the shelving and cupboard systems available from a range of manufacturers. Special adapters (A) enable cupboard systems to be easily fastened using the notches. Longitudinal and transverse load-lashing rails (B) are available as an option for the universal floor.

Storage pockets for the rear wing doors (not shown).¹ The removable storage pockets provide a safe and handy storage option for small tools.


Protective grilles for the rear wing doors (not shown).¹ These protect the rear windows against glass breakage and also help to prevent theft.

Up to 14 load-lashing rings (not shown). The Crafter panel van features two additional load-lashing rings on the partition allowing you to securely fasten cargo with tensioning straps and nets. The adjustable load-lashing rings are recessed to lie flush with the floor. To reduce the risk of being a trip hazard, they can also be folded to the sides in the vicinity of the doors.

Preparation for shelving systems (not shown). There are numerous holes for M6 bolts above and below the window area that simplify installation. The holes are spaced 100mm intervals.

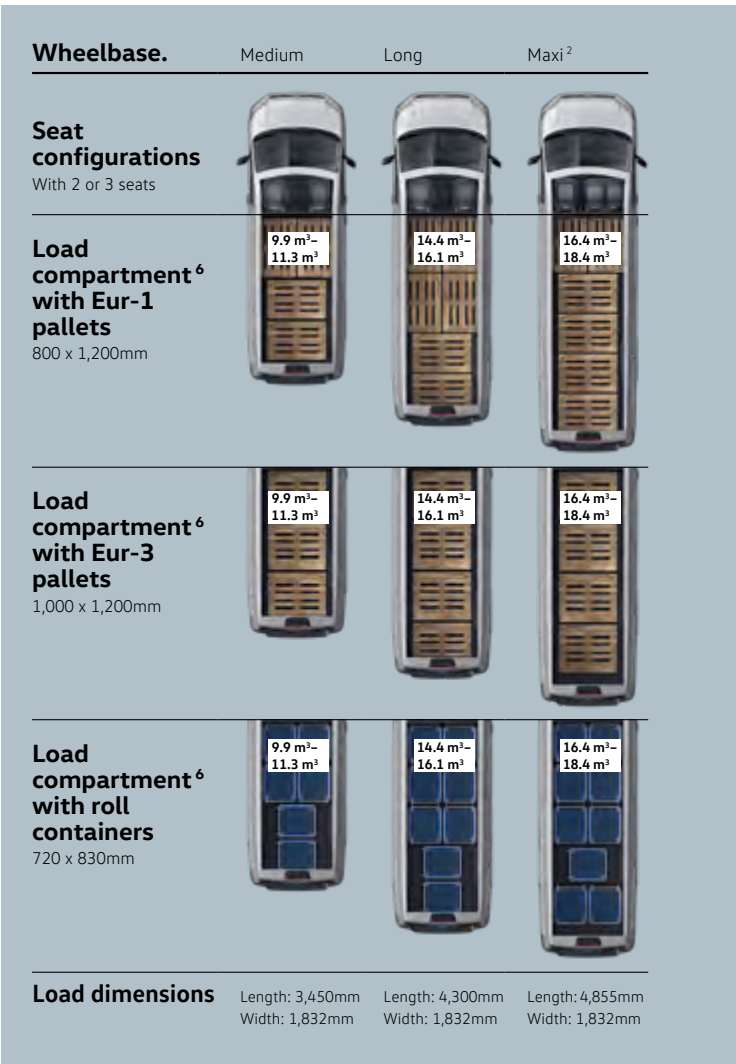
Innovative load compartments

- **Preparation for shelving systems**
- **Available with a sturdy, hard-wearing beechwood floor**
Standard on Commerce Plus and optional on Commerce models
- **Up to 14 high-strength, retractable load-lashing rings**



1 Optional at extra cost. 2 Will be introduced at a later date. Illustrations may include options at extra charge. Please contact your local Volkswagen Commercial Vehicles Van Centre for details of the standard equipment and optional extras available.

Easy to load. Loads of space.



Side sliding door with 1,311mm opening width. Easy to load and unload with common load carriers such as Euro pallets.

High load compartment with up to 2,196mm.⁴ In conjunction with front wheel drive, the Crafter panel van offers a competitive load height for its class.

100mm lower load sill. Compared to the rear wheel drive and 4MOTION all-wheel drive, the front wheel drive further simplifies loading and unloading thanks to its lower load sill.

Universal floor for fitting third-party storage systems.⁵ The optional wooden floor is the ideal base for fitting your choice of storage system from a range of manufacturers. Special adapters for the notches in the floor deliver the flexibility to add or remove items with ease.

Preparation for shelving systems. Numerous hexagonal holes for M6 screw fittings are located every 100mm within the load area, simplifying the mounting of shelves and storage units.

1 With front wheel drive, RWD single rear wheel and 4MOTION all-wheel drive. 2 Not available with a low roof. 3 Not available in conjunction with a super-high roof. 4 Figures based on the front wheel drive Crafter panel van long wheelbase Maxi with super-high roof. 5 Optional at extra cost. 6 Figures are based on low roof to high roof load volumes/load volume for front-wheel drive. Illustrations may include options at extra charge. Please contact your local Volkswagen Commercial Vehicles Van Centre for details of the standard equipment and optional extras available.

The Crafter panel van.

Engineered for you.

The Crafter panel van is the perfect basis for specialist conversion due to its robust design. You can find example bodies here, on the following pages and also at www.volkswagen-vans.co.uk/conversions



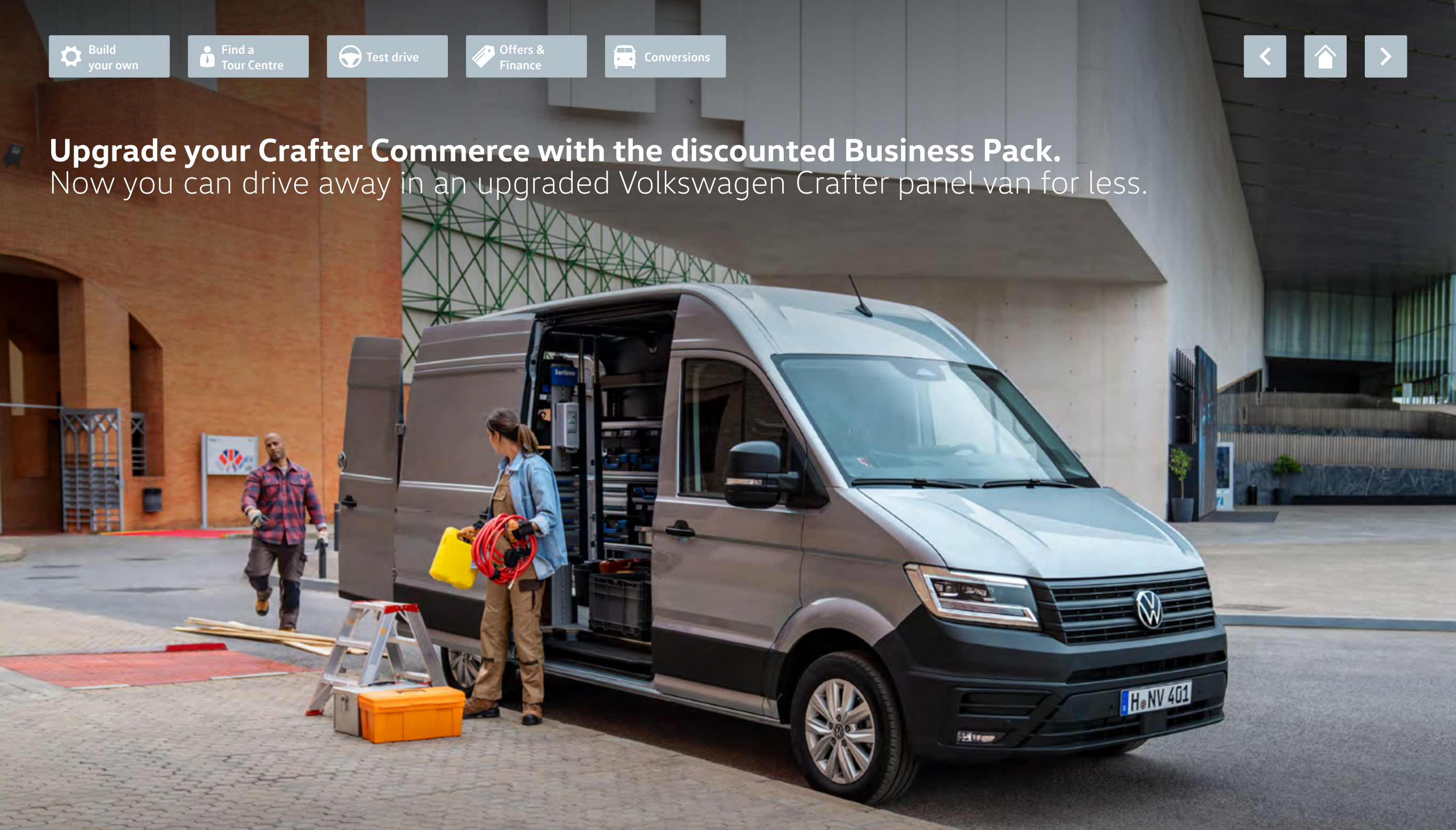
01 Mobility van. The particularly low entry height and front wheel drive provide the optimal basis for the conversion of the Crafter panel van into a vehicle for persons with reduced mobility. Useful features include linear lift or rear lowering.

02 Emergency services vehicle. The Crafter panel van's versatility, with three lengths and heights as well as front wheel drive, rear wheel drive and 4MOTION all-wheel drive make it the ideal base vehicle for this specialist application.

03 Mobile breakdown assistance van. The large cargo space in the Crafter panel van with high roof is ideal for expansion as a mobile workshop.

Upgrade your Crafter Commerce with the discounted Business Pack.

Now you can drive away in an upgraded Volkswagen Crafter panel van for less.



The Crafter panel van Business Pack includes:

- Anti-theft alarm with interior monitoring, backup horn and towing protection
- Climatic air conditioning system

Upgrade now for as little as **£1,310** +VAT.

SAVING UP TO **£1,085** FOR YOU AND YOUR BUSINESS

Volkswagen Commercial Vehicles may change RRP's at any time (this includes where there are government changes in regulation and/or legislation). There may be a delay to any RRP displaying correctly on our materials. Always obtain prices from your chosen authorised Van Centre.
† Saving against the cost of purchasing individual items.
Image shown is for illustrative purposes only. Vehicle shown is not UK specification.

Exterior	Interior	Drive systems	Assistance systems	Crafter panel van	Crafter Bodies & Conversions	Business Pack	Equipment	Model variants	Paint & upholstery	Infotainment & connectivity	Technical information	Price list	Accessories	Finance options	Finance, insurance, servicing & warranties
----------	----------	---------------	--------------------	-------------------	------------------------------	---------------	-----------	----------------	--------------------	-----------------------------	-----------------------	------------	-------------	-----------------	--

Crafter panel van

Commerce

Standard equipment

Audio and communications	Safety and security
App Connect	Adjustable speed limiter
Composition Colour DAB+ radio with 10.4 inch touch-screen, USB/iPod connection and Bluetooth®	Anti-lock Braking System (ABS)
	Automatic hazard lights activation under emergency braking
	Crosswind Assist
	Daytime running lights with low beam mode (automatic), “Leaving Home” function and manual “Coming Home” function
	Driver Alert System
	Driver and passenger airbags
	Electronic Brake Assist (EBA)
	Electronic Stabilisation Programme (ESP), load adjusting
	Engine immobiliser
	Front and rear parking sensors
	Front Assist with City Emergency Braking System
	Halogen main headlights with separate daytime running lights with automatic headlight control and Coming Home feature
	Lane keeping assist
	Electronic parking brake with hill hold control
	Central locking with Keyless go
	Seat belt warning light for driver
	Speed limiter without cruise control system
	Three-point inertia-reel seatbelts for all seats
	Windshield wiper auto control with light/rain sensor
Cab area	Wheels and tyres
Austin fabric seat covers (Anthracite)	16" x 6.5J steel wheels
Dual passenger seat with storage compartment and folding tray in backrest	205/75 R16 C113/111 low rolling resistance
Electromechanical Servotronic steering	Full size steel spare wheel
Digital cockpit	Tool kit and jack
Multi-function steering wheel (Leather for Automatic models)	
Overhead storage with two 1-Din slots and reading light	
Rubber floor covering	
Steering wheel with reach and rake adjustment	
USB-C charging port above windscreen	
Wireless mobile phone charging	
12V socket	
Cargo area	
Full-height steel bulkhead without window	
Rear wing doors without window	
Two load-lashing rings on B-pillar	
Exterior	
Manually adjustable door mirrors	
180° rear wing doors. (270° hinges on LWB Maxi)	
75 litre fuel tank with lockable cap	
Manual side sliding door passenger’s side	
Black unpainted bumpers	

Illustrations includes options at extra charge.

Starting from
£36,220[†]

Please click here for more details.



Additional equipment – Commerce 5.0T GVW models

Exterior
Double rear wheels
Rear wheel drive
Safety and security
Mandatory speed limiter – 56mph
Smart digital tachograph TCO 2.0



Front Assist with City Emergency Braking System.

Upgrade your Crafter Commerce panel van with a Business Pack and save £1,085.*

– Anti-theft alarm with interior monitoring, back-up horn and towing protection

– Climatic air conditioning system

FOR ONLY

£1,310

+ VAT

Find out more

* Saving against the cost of purchasing individual items.

Volkswagen Commercial Vehicles may change RRP's at any time (this includes where there are government changes in regulation and/or legislation). There may be a delay to any RRP displaying correctly on our materials. Always obtain prices from your chosen authorised Van Centre. † Basic RRP excluding VAT
Detailed information regarding tyre efficiency labelling and technical specifications on all potential tyre fitments can be found by visiting the Volkswagen Commercial Vehicles online car configurator at www.volkswagen-vans.co.uk/en/configurator.html

Crafter panel van

Commerce Plus

Starting from
£43,245[†]

Please click here for more details.

Additional equipment – Commerce Plus

Cab area
Anti-theft alarm system - with interior monitoring, backup horn and tow-away protection
Climatic manual air conditioning
Comfort single driver's seat including 2-way lumbar support and armrest
Cruise control with speed limiter
Electrically adjustable and heated door mirrors
Cargo area
Grab handles on rear entry pillars
Load floor cover – wooden
Exterior
Part painted front bumpers
Rear wing doors with 270° hinges



Multi-function steering wheel.









Composition Colour DAB+ radio with 10 inch touch-screen.

Illustrations may include options at extra charge.
Please contact your local Volkswagen Commercial Vehicles Van Centre for details of the standard equipment and optional extras available.

Volkswagen Commercial Vehicles may change RRP's at any time (this includes where there are government changes in regulation and/or legislation). There may be a delay to any RRP displaying correctly on our materials. Always obtain prices from your chosen authorised Van Centre. † Basic RRP excluding VAT.








The Crafter panel van model variants.

Panel van	Medium wheelbase	Long wheelbase	Long wheelbase Maxi
Vehicle length	5,986mm	6,836mm	7,391mm
Interior length	3,450mm	4,300mm	4,855mm
Low roof (optional) Vehicle height ¹ : 2,355mm Interior height ² : 1,726mm		---	---
High roof (standard) Vehicle height ¹ : 2,590mm Interior height ² : 1,961mm			
Super-high roof (optional) Vehicle height ¹ : 2,798mm Interior height ² : 2,196mm	---		

1 For front-wheel drive, 4MOTION all-wheel drive, and rear-wheel drive with single tyres. Height dimensions to the road have a tolerance of ± 50mm. 2 Interior height for front-wheel drive.

Illustrations may include options at extra charge. Please contact your local Volkswagen Commercial Vehicles Van Centre for details of the standard equipment and optional extras available.

Paint & upholstery



1 Optional at extra cost.

Please note: Screen representations do not allow exact reproduction of paint and upholstery colours.

Illustrations include options at extra charge. Please contact your local Volkswagen Commercial Vehicles Van Centre for details of the standard equipment and optional extras applicable in your country.



Infotainment & connectivity



01 Composition Colour DAB+ radio system. The Composition Colour DAB+ radio system features a 10 inch touch-screen colour display, two USB (type-C) ports, Bluetooth®, and four speakers delivering 20 watt output. It also features App-Connect, an integrated eSIM and mobile online services as part of We Connect¹ and We Connect Plus^{1,2}. Standard on on all Crafter trims. Option to upgrade to include Satellite Navigation.



02 Discover Media satellite navigation system. The optional Discover Media satellite navigation system features an 12 inch colour touch-screen with proximity sensor. The system also includes DAB+, natural voice control, IDA, free map updates via the internet and mobile online services with Volkswagen We Connect Plus^{1,2}, and wireless App-Connect³. Optional on all models.

1 To use We Connect services, you need to have a Volkswagen ID user account, and must log into We Connect with your username and password. In addition, a separate We Connect contract or We Connect Plus contract must be concluded online with Volkswagen AG. For We Connect Plus, you have 90 days from the handover of the vehicle to register the vehicle at www.portal.volkswagen-we.com, and use the services for the full duration of the agreed free period. 2 Free of charge for the first year when you order Composition Colour or Discover Media navigation systems. There is an extra charge in the event of renewal once the free period has expired. 3 Only in conjunction with compatible Apple CarPlay devices on the Discover Media navigation system.



We Connect and We Connect Plus.

Your vehicle's technology, at your fingertips.

With Volkswagen We Connect¹ driving a van will now be even more digital. The We Connect¹ App connects your smartphone to the vehicle with an integrated eSIM card. To take advantage of these exclusive services, you can register today with the We Connect¹ Portal. Once your vehicle has been activated, you can access the full range of Mobile Online Services.

We Connect ¹

- BREAKDOWN CALL**

In the event of a breakdown, we get to your location quickly. With 'Breakdown Call', you can call for breakdown assistance from your vehicle with the press of a button. The system will send your location and vehicle information directly to the AA Call Centre.
- PARKING POSITION**

The 'Parking Position' Service shows you where your car is located. If necessary, it can also show you the fastest way of getting to it.
- SERVICE SCHEDULING**

You drive – Volkswagen 'Service Scheduling' looks after the rest. As soon as your vehicle's service is due, a notification will automatically be sent to your chosen Volkswagen Van Centre, who will be in touch to book the service appointment with you.
- EMERGENCY CALL SERVICE**

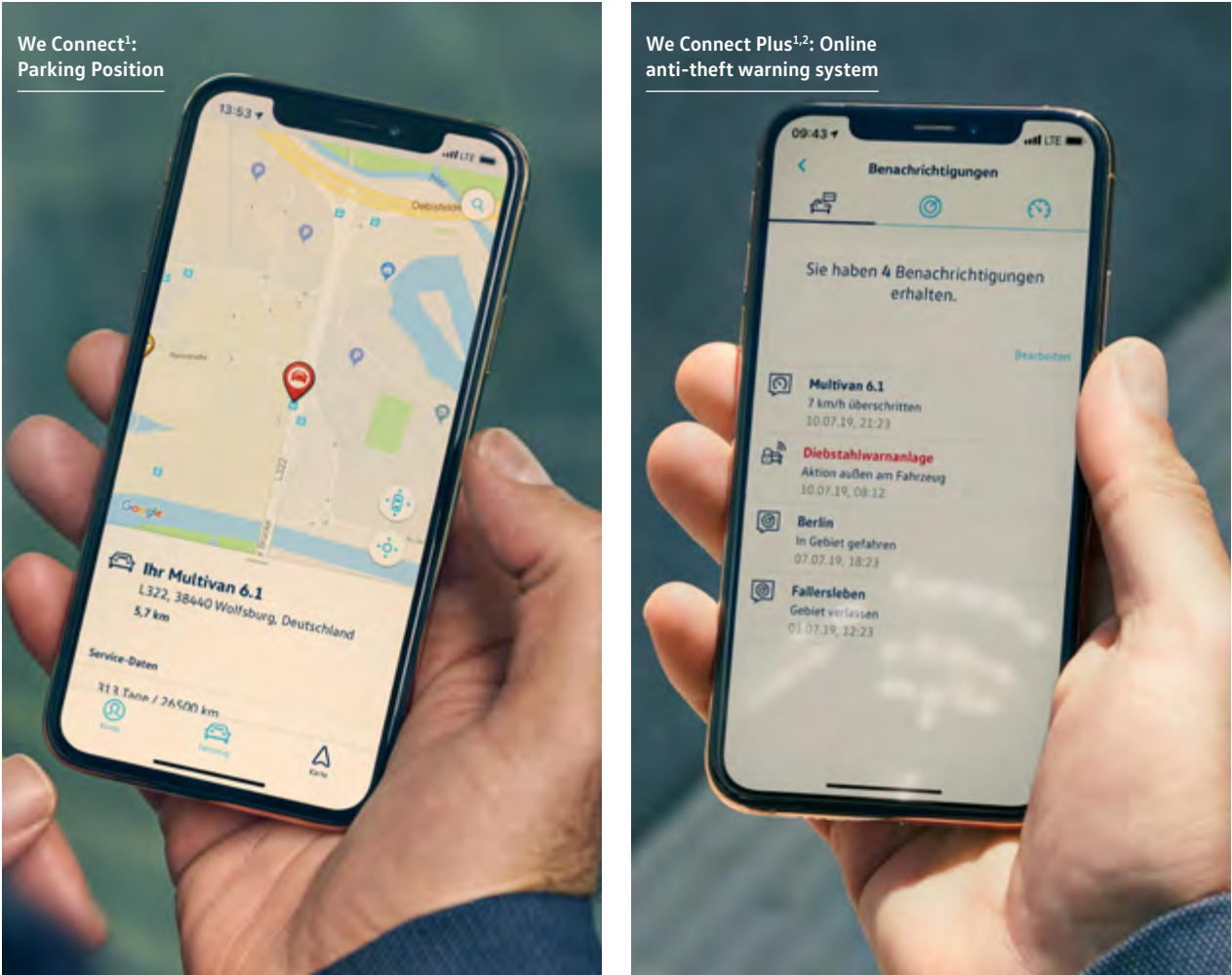
In the event of a serious accident, you can press the 'eCall' button to speak to the emergency services who will automatically dispatch help to your exact location or, in the event your vehicle is involved in an accident, they will contact you and will automatically dispatch help if you are not able to respond.

We Connect Plus ^{1,2}

- LOCK & UNLOCK**

'Lock & Unlock' allows you to control the central locking system of your vehicle – using your smartphone, you can conveniently lock and unlock the doors and luggage compartment.
- ONLINE ANTI-THEFT ALARM ³**

Sit back and relax – your vehicle can look after itself. If an attempt is made to break into the car, the 'Online Anti-Theft Alarm' will inform the We Connect app on your smartphone or by email.



1 To use We Connect services, you need a Volkswagen ID user account and must log in to We Connect with your user name and password. A separate We Connect contract or We Connect Plus contract will also need to be made online with Volkswagen AG. For We Connect Plus you have 90 days after the handover of the vehicle to register the vehicle on www.portal.volkswagen-we.com and can use services free during this time. 2 Free of charge for the first year when you order Composition Colour or Discover Media navigation system. There is an extra charge in the event of renewal once the free period has expired. For the use of the Streaming and Internet based services and for the Wi-Fi hotspot, data packages can be purchased from Cubic Telecom, our mobile communications partner and used in the network coverage area within many European countries. You can find information on prices and supported countries at www.vw.cubiclecom.com 3 For the use of the Streaming and Internet based services and for the Wi-Fi hotspot, data packages can be purchased from Cubic Telecom, our mobile communications partner and used in the network coverage area within many European countries. You can find information on prices and supported countries at www.vw.cubiclecom.com Images shown are for illustrative purposes only.



We Connect.

Your vehicle's technology, at your fingertips.

We Connect ¹	We Connect Plus ^{1,2}
Automatic Accident Notification	Filling & Charging Stations
Breakdown call	Horn & Turn Signals
Doors & Lights	Internet Radio
Driving Data	Lock & Unlock
eCall Emergency System	Media Streaming ³
Emergency Call	Online Anti-theft Warning System ³
Parking Position	Online Map Update ³
Service Scheduling	Online Route Calculation ³
Vehicle Health Report	Online Route Search
Vehicle Status	Online Traffic Information ³
	Online Voice Control
	Parking Spaces

	Commerce	Commerce Plus
We Connect	Optional with Composition Colour	–
We Connect Plus – One year subscription	Optional with Composition Colour	Standard ¹
We Connect Plus – Three year's subscription	Optional with Discover Media Navigation	Optional with Discover Media Navigation



1 To use We Connect services, you need a Volkswagen ID user account and must log in to We Connect with your user name and password. A separate We Connect contract or We Connect Plus contract will also need to be made online with Volkswagen AG. For We Connect Plus you have 90 days after the handover of the vehicle to register the vehicle on www.portal.volkswagen-we.com and can use services free during this time. 2 Free of charge for the first year when you order Composition Colour or Discover Media navigation system. There is an extra charge in the event of renewal once the free period has expired. 3 For the use of the Streaming and Internet based services and for the Wi-Fi hotspot, data packages can be purchased from Cubic Telecom, our mobile communications partner and used in the network coverage area within many European countries. You can find information on prices and supported countries at www.vw.cubictelcom.com

Engine & gearbox data

Engine specifications	2.0 TDI 140PS	2.0 TDI 163PS	2.0 TDI 177PS
Mixture preparation/injection method	Common-rail/exhaust-gas turbocharger	Common-rail/exhaust-gas turbocharger	Common-rail/exhaust-gas turbocharger
EU exhaust emission standard – FWD / 4MOTION	EU6d EVAP ISC	–	EU6d EVAP ISC
EU exhaust emission standard – RWD	–	EURO VI-d Heavy Duty	–
Number of cylinders	4	4	4
Cubic capacity	1,968cc	1,968cc	1,968cc
Output, PS at rpm	140 at 3,500-3,600	163 at 3,600	177 at 3,600
Torque, max. Nm at rpm	340 at 1,600-2,250	410 at 1,500-2,000	410 at 1,500-2,000
Fuel tank capacity	75 litres	75 litres	75 litres
AdBlue® tank capacity	18 litres	18 litres	18 litres
Diesel Particulate Filter [DPF]	●	●	●
6-speed manual gearbox	●	●	●
8-speed automatic gearbox	○	○	○
Front-wheel drive	●	–	●
Rear-wheel drive	○	●	–
4MOTION all-wheel drive	○	–	○
Alternator ¹	140 A or 180 A	140 A or 180 A	140 A or 180 A
Battery ²	92 Ah or 95 Ah	92 Ah or 95 Ah	92 Ah or 95 Ah

● Standard ○ Available – Not available.

1 Alternator rating depends on trimline and additional optional equipment fitted. 2 Battery rating depends on additional optional equipment fitted.

Panel van fuel consumption, performance and emissions

Front wheel drive / 4MOTION Euro 6 RDE2

		RDE2 Compliant	CO ₂ emissions,g/km ¹ , Max. (worst case)	CO ₂ emissions,g/km ¹ , Min. (best case)	Combined fuel consumption mpg ¹ , Min. (worst case)	Combined fuel consumption mpg ¹ , Max. (best case)	Combined fuel consumption (ltr/100 km) ¹ , Max. (worst case)	Combined fuel consumption (ltr/100 km) ¹ , Min. (best case)	Top speed, mph (where law permits)
Commerce medium wheelbase with high roof									
CR30	2.0 TDI 140PS FWD 6 speed manual	Yes	273 – 225		27.2 – 32.8		10.4 – 8.6		98
CR35	2.0 TDI 140PS FWD 6-speed manual	Yes	279 – 228		26.6 – 32.5		10.6 – 8.7		98
	2.0 TDI 140PS FWD 8-speed automatic	Yes	290 – 247		25.9 – 30.1		10.9 – 9.4		96
	2.0 TDI 177PS 4MOTION 8-speed automatic	Yes	266 – TBC		TBC – 28.0		TBC – 10.1		101
Commerce long wheelbase with high roof									
CR35	2.0 TDI 140PS FWD 6-speed manual	Yes	288 – 231		25.7 – 32.1		11.0 – 8.8		98
	2.0 TDI 140PS FWD 8-speed automatic	Yes	303 – 251		24.4 – 29.4		11.6 – 9.6		96
	2.0 TDI 177PS 4MOTION 8-speed automatic	Yes	269 – TBC		TBC – 27.7		TBC – 10.2		101
Commerce Plus medium wheelbase with high roof									
CR35	2.0 TDI 140PS FWD 6-speed manual	Yes	279 – 230		26.6 – 32.5		10.6 – 8.7		98
	2.0 TDI 140PS FWD 8-speed automatic	Yes	290 – 249		25.9 – 29.7		10.9 – 9.5		96
	2.0 TDI 177PS FWD 6-speed manual	Yes	276 – 243		26.9 – 30.4		10.5 – 9.3		102
	2.0 TDI 177PS FWD 8-speed automatic	Yes	252 – TBC		TBC – 29.4		TBC – 9.6		102
	2.0 TDI 177PS 4MOTION 8-speed automatic	Yes	268 – TBC		TBC – 27.7		TBC – 10.2		101
Commerce Plus long wheelbase with high roof									
CR35	2.0 TDI 140PS FWD 6-speed manual	Yes	288 – 233		25.7 – 31.7		11.0 – 8.9		98
	2.0 TDI 140PS FWD 8-speed automatic	Yes	303 – 252		24.1 – 29.4		11.7 – 9.6		96
	2.0 TDI 177PS FWD 6-speed manual	Yes	285 – 247		25.9 – 30.1		10.9 – 9.4		102
	2.0 TDI 177PS FWD 8-speed automatic	Yes	255 – TBC		TBC – 29.1		TBC – 9.7		102
	2.0 TDI 177PS 4MOTION 8-speed automatic	Yes	272 – TBC		TBC – 27.4		TBC – 10.3		101
Commerce Plus long wheelbase Maxi with high roof									
CR35	2.0 TDI 140PS FWD 6-speed manual	Yes	289 – 234		25.7 – 31.7		11.0 – 8.9		98
	2.0 TDI 140PS FWD 8-speed automatic	Yes	303 – 255		TBC – 29.1		TBC – 9.7		96
	2.0 TDI 177PS FWD 6-speed manual	Yes	285 – TBC		TBC – TBC		TBC – TBC		102

1 Figures shown are for comparability purposes; only compare fuel consumption and CO₂ figures with other vehicles tested to the same technical procedures. These figures may not reflect real life driving results, which will depend upon a number of factors including the accessories fitted (post-registration), variations in weather, driving styles and vehicle load. Data correct at 01.04.2023. Figures quoted are for a range of configurations (including non-UK) and are subject to change due to ongoing approvals/changes. Please consult your authorised Volkswagen Van Centre for further information.

RDE2 refers to Real Driving Emissions Step 2.

Volkswagen Commercial Vehicles is currently working on further developing the Crafter. Due to the current supply situation with semiconductors and the existing order bank, we cannot deliver Crafter models ordered now before the second quarter of 2024. According to our current plans, we will already be producing the further developed version of the Crafter at this time. As a result, we will not be able to deliver the vehicle illustrated in the configurator, or described in the contract at the time of order. The vehicle supplied will be the further developed model of the Crafter instead. The WLTP (Worldwide Harmonised Light Vehicle Test Procedure) consumption and range of the new Crafter are not yet available and may deviate from the currently stated value for the existing model. Please contact your Van Centre for more information as and when it becomes available.

Panel van fuel consumption, performance and emissions

Rear wheel drive / Euro VI HD

		Combined CO ₂ emissions g/km (WLTP)	Combined fuel consumption mpg (ltr/100km)	Top speed, mph (where law permits)
Commerce medium wheelbase with high roof				
CR35	2.0 TDI 163PS RWD 6-speed manual	256	28.8	102
	2.0 TDI 163PS RWD 8-speed automatic	289	25.7	81
CR50	2.0 TDI 163PS RWD 6-speed manual	313	23.7	56
Commerce long wheelbase with high roof				
CR35	2.0 TDI 163PS RWD 6-speed manual	273	27.2	102
	2.0 TDI 163PS RWD 8-speed automatic	289	25.7	99
CR50	2.0 TDI 163PS RWD 6-speed manual	313	23.7	56
Commerce Plus medium wheelbase with high roof				
CR35	2.0 TDI 163PS RWD 6-speed manual	256	28.8	102
	2.0 TDI 163PS RWD 8-speed automatic	289	25.7	81
CR50	2.0 TDI 163PS RWD 6-speed manual	313	23.7	56
	2.0 TDI 163PS RWD 8-speed automatic	332	22.2	56
Commerce Plus long wheelbase with high roof				
CR35	2.0 TDI 163PS RWD 6-Speed manual	273	27.2	102
	2.0 TDI 163PS RWD 8-speed automatic	289	25.7	99
CR50	2.0 TDI 163PS RWD 6-speed manual	313	23.7	56
	2.0 TDI 163PS RWD 8-Speed automatic	332	22.2	56
Commerce Plus long wheelbase Maxi with high roof				
CR50	2.0 TDI 163PS RWD 6-speed manual	TBC	TBC	56
	2.0 TDI 163PS RWD 8-speed automatic	332	22.2	56

Working with you

The Crafter panel van offers professional transport solutions for all: we promise to work with you to tailor your new Crafter panel van and optimise the payload for your individual business requirements. Simply call your local Van Centre directly to discuss your needs.

Panel van weights

						Commerce		Commerce Plus	
Engine/transmission		Gross vehicle weight ¹ , kg	Axle load limit, front/rear, kg	Trailer weight braked 12%/unbraked, kg	Gross train weight, kg	Unladen weight ² , kg	Payload ³ , kg	Unladen weight ² , kg	Payload ³ , kg
Medium wheelbase panel van with high roof									
CR30	2.0 TDI 140PS FWD 6-speed manual	3,000	1,800 / 2,100	3,000 / 750	6,000	2,271	729	–	–
CR35	2.0 TDI 140PS FWD 6-speed manual	3,500	1,800 / 2,100	3,000 / 750	6,000	2,271	1,229	2,329	1,171
	2.0 TDI 140PS FWD 8-speed automatic	3,500	1,800 / 2,100	3,000 / 750	6,000	2,304	1,196	2,484	1,016
	2.0 TDI 163PS RWD 6-speed manual	3,500	1,800 / 2,250	3,500 / 750	7,000	2,361	1,139	2,420	1,080
	2.0 TDI 163PS RWD 6-speed manual	5,000	2,200 / 3,500	3,500 / 750	8,000	2,590	2,410	–	–
	2.0 TDI 163PS RWD 8-speed automatic	3,500	1,800 / 2,250	3,500 / 750	7,000	–	–	2,457	1,043
	2.0 TDI 177PS FWD 6-speed manual	3,500	1,800 / 2,100	3,000 / 750	6,000	–	–	2,338	1,162
	2.0 TDI 177PS FWD 8-speed automatic	3,500	1,800 / 2,100	3,000 / 750	6,000	–	–	2,370	1,130
	2.0 TDI 177PS 4MOTION 8-speed automatic	3,500	1,800 / 2,100	3,000 / 750	6,000	2,439	1,061	2,497	1,003
CR50	2.0 TDI 163PS RWD 6-speed manual	5,000	2,200 / 3,500	3,500 / 750	8,000	–	–	2,648	2,352
	2.0 TDI 163PS RWD 8-speed automatic	5,000	2,200 / 3,500	3,500 / 750	8,000	–	–	2,693	2,307

1 We are currently changing over to the new vehicle testing regime known as the Worldwide Harmonised Light Vehicle Test Procedure (WLTP). This is being phased in for Light Commercial Vehicles (LCVs) and replaces the New European Driving Cycle (NEDC) test procedure for establishing the official fuel consumption and CO₂ emissions figures for new vehicles. WLTP applies to all vehicle manufacturers. If you order an LCV now, it is likely to have different official fuel consumption, CO₂ emissions data and specification to that shown in the configurator. For more information, please speak to your local authorised Van Centre. Comparisons may be unreliable. Other factors including Gross Vehicle Weight, trimline, extra equipment, options and accessories (wheels, tyres, etc.) may change vehicle parameters such as the weight, rolling resistance of the tyres and the aerodynamics and thus influence the fuel consumption, CO₂ emissions and driving performance values.

2 Unladen weight includes approximately 90% fuel load and 75kg for driver.

3 Payload = gross vehicle weight minus unladen weight. Quoted weights are for vehicles with standard specification. Unladen weight and payload may be influenced by trimline, factory options and Van Centre fitted accessories. The minimum payload range includes base specification vehicle. Payload can be improved by removal of standard equipment e.g. spare wheel, wooden floor or replacement of twin passenger seat with a single seat. Please contact your local Volkswagen Van Centre for more details.

Panel van weights (continued)

						Commerce		Commerce Plus	
Engine/transmission		Gross vehicle weight ¹ , kg	Axle load limit, front/rear, kg	Trailer weight braked 12%/unbraked, kg	Gross train weight, kg	Unladen weight ² , kg	Payload ³ , kg	Unladen weight ² , kg	Payload ³ , kg
Long wheelbase panel van with high roof									
CR35	2.0 TDI 140PS FWD 6-speed manual	3,500	1,800 / 2,100	3,000 / 750	6,000	2,383	1,117	2,453	1,047
	2.0 TDI 140PS FWD 8-speed automatic	3,500	1,800 / 2,100	3,000 / 750	6,000	2,411	1,089	2,484	1,016
	2.0 TDI 163PS RWD 6-speed manual	3,500	1,800 / 2,250	3,500 / 750	7,000	2,478	1,022	2,548	952
	2.0 TDI 163PS RWD 6-speed manual	5,000	2,200 / 3,500	3,500 / 750	8,000	2,700	2,300	–	–
	2.0 TDI 163PS RWD 8-speed automatic	3,500	1,800 / 2,250	3,500 / 750	7,000	–	–	2,588	912
	2.0 TDI 177PS FWD 6-speed manual	3,500	1,800 / 2,100	3,000 / 750	6,000	–	–	2,462	1,038
	2.0 TDI 177PS FWD 8-speed automatic	3,500	1,800 / 2,100	3,000 / 750	6,000	–	–	2,492	1,008
	2.0 TDI 177PS 4MOTION 8-speed automatic	3,500	2,100 / 2,100	3,000 / 750	6,000	2,549	951	2,619	881
CR50	2.0 TDI 163PS RWD 6-speed manual	5,000	2,200 / 3,500	3,500 / 750	8,000	–	–	2,770	2,230
	2.0 TDI 163PS RWD 8-speed automatic	5,000	2,200 / 3,500	3,500 / 750	8,000	–	–	2,815	2,185
Long wheelbase Maxi with high roof									
CR35	2.0 TDI 140PS FWD 6-speed manual	3,500	1,800 / 2,100	3,000 / 750	6,000	–	–	2,512	988
	2.0 TDI 140PS FWD 8-speed automatic	3,500	1,800 / 2,100	3,000 / 750	6,000	–	–	2,545	955
	2.0 TDI 177PS FWD 6-speed manual	3,500	1,800 / 2,100	3,000 / 750	6,000	–	–	2,522	978
CR50	2.0 TDI 163PS RWD 6-speed manual	5,000	2,200 / 3,500	3,500 / 750	8,000	–	–	2,859	2,141
	2.0 TDI 163PS RWD 8-speed automatic	5,000	2,200 / 3,500	3,500 / 750	8,000	–	–	2,894	2,106

1 We are currently changing over to the new vehicle testing regime known as the Worldwide Harmonised Light Vehicle Test Procedure (WLTP). This is being phased in for Light Commercial Vehicles (LCVs) and replaces the New European Driving Cycle (NEDC) test procedure for establishing the official fuel consumption and CO₂ emissions figures for new vehicles. WLTP applies to all vehicle manufacturers. If you order an LCV now, it is likely to have different official fuel consumption, CO₂ emissions data and specification to that shown in the configurator. For more information, please speak to your local authorised Van Centre. Comparisons may be unreliable. Other factors including Gross Vehicle Weight, trimline, extra equipment, options and accessories (wheels, tyres, etc.) may change vehicle parameters such as the weight, rolling resistance of the tyres and the aerodynamics and thus influence the fuel consumption, CO₂ emissions and driving performance values.

2 Unladen weight includes approximately 90% fuel load and 75kg for driver.

3 Payload = gross vehicle weight minus unladen weight. Quoted weights are for vehicles with standard specification. Unladen weight and payload may be influenced by trimline, factory options and Van Centre fitted accessories. The minimum payload range includes base specification vehicle. Payload can be improved by removal of standard equipment e.g. spare wheel, wooden floor or replacement of twin passenger seat with a single seat. Please contact your local Volkswagen Van Centre for more details.

Panel van dimensions

CR30/35 medium wheelbase

Roof height		Low ¹ (optional)	High ¹ (standard)
Wheelbase		3,640	3,640
Load compartment	length, mm	3,450/3,201**	3,450/3,201**
	width, mm	1,832	1,832
	width between wheel arches, mm	1,380	1,380
	height, mm (FWD/RWD & 4MOTION)	1,726/1,626	1,961/1,861
	load volume, m ³ (FWD/RWD & 4MOTION)	9.9/9.3	10.7/9.3
Side sliding door	width, mm	1,311	1,311
	height, mm	1,587	1,822
Rear wing doors	width, mm	1,552	1,552
	height, mm	1,605	1,840
Turning circle (wall to wall), m		13.6	13.6

All dimensions in millimetres (mm), unless otherwise stated.
1 CR30 and CR35: RWD & 4MOTION derivatives have a lower internal load height due to a raised floor (by 100mm).

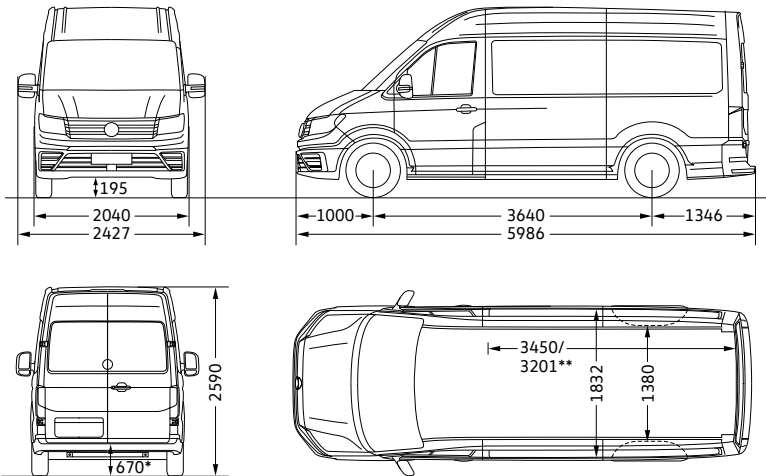


Illustration shown is CR35 medium wheelbase panel van with high roof.
* This value applies for RWD & 4MOTION all-wheel drive.
**Load compartment length, max. (at floor level)/load compartment length, min.

CR35 long wheelbase

Roof height		High ¹ (standard)	Super-high ¹ (optional)
Wheelbase		4,490	4,490
Load compartment	length, mm	4,300/4,051**	4,300/4,051**
	width, mm	1,832	1,832
	width between wheel arches, mm	1,380	1,380
	height, mm (FWD/RWD & 4MOTION)	1,961/1,861	2,189/2,089
	load volume, m ³ (FWD/RWD & 4MOTION)	14.4/13.6	16.1/15.3
Side sliding door	width, mm	1,311	1,311
	height, mm	1,822	1,822
Rear wing doors	width, mm	1,552	1,552
	height, mm	1,840	1,840
Turning circle (wall to wall), m		16.2	16.2

All dimensions in millimetres (mm), unless otherwise stated.
1 CR35: RWD & 4MOTION derivatives have a lower internal load height due to a raised floor (by 100mm).

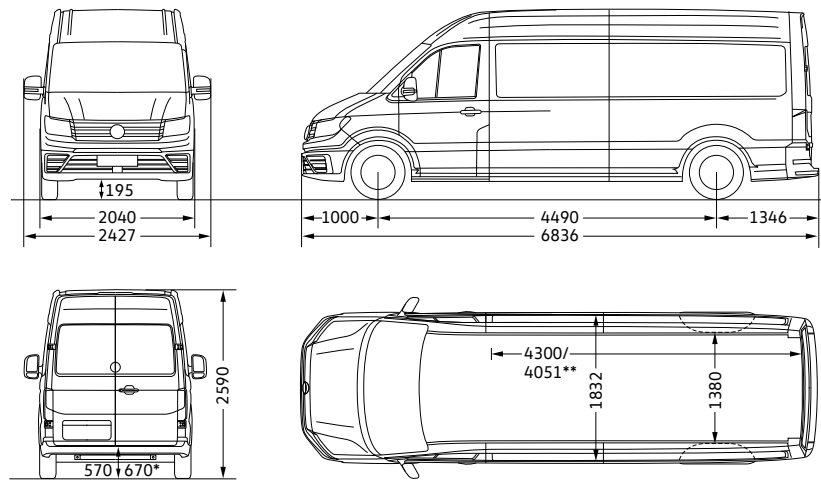


Illustration shown is CR35 long wheelbase panel van with high roof.
* On high roof models, this value applies for RWD & 4MOTION all-wheel drive and rear-wheel drive.
On super-high roof models, this value applies for RWD & 4MOTION all-wheel drive only.
**Load compartment length, max. (at floor level)/load compartment length, min.

Please note: all measurements listed are based on series vehicles. The loading sill and height dimensions listed here may vary by approximately ±50 mm depending on the equipment fitted and load. The vehicle drawings are not to scale.

Panel van dimensions (continued)

CR35 long wheelbase Maxi

Roof height		High ¹ (standard)	Super-high ¹ (optional)
Wheelbase		4,490	4,490
Load compartment	length, mm	4,855/4,606**	4,855/4,606**
	width, mm	1,832	1,832
	width between wheel arches, mm	1,380	1,380
	height, mm (FWD/RWD & 4MOTION)	1,961/1,861	2,196/2,096
	load volume, m ³ (FWD/RWD & 4MOTION)	16.4/15.5	18.4/17.5
Side sliding door	width, mm	1,311	1,311
	height, mm	1,822	1,822
Rear wing doors	width, mm	1,552	1,552
	height, mm	1,840	1,840
Turning circle (wall to wall), m		16.2	16.2

All dimensions in millimetres (mm), unless otherwise stated.
1 CR35: RWD & 4MOTION derivatives have a lower internal load height due to a raised floor (by 100mm).

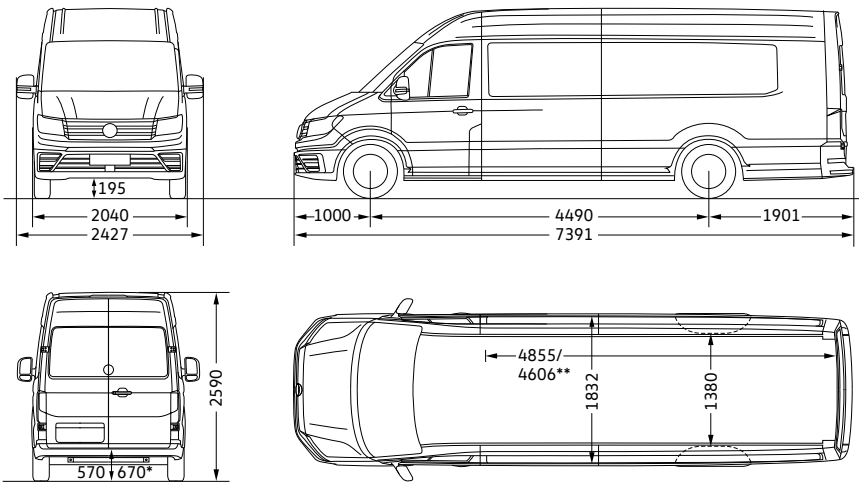


Illustration shown is CR35 long wheelbase Maxi with high roof.
* This value applies for RWD & 4MOTION all-wheel drive.
**Load compartment length, max. (at floor level)/load compartment length, min.

CR50 medium wheelbase

Roof height		High (standard)
Wheelbase		3,640
Load compartment	length, mm	3,450/3,201*
	width, mm	1,832
	width between wheel arches, mm	1,030
	height, mm	1,861
	load volume, m ³	13.6
Side sliding door	width, mm	1,311
	height, mm	1,722
Rear wing doors	width, mm	1,552
	height, mm	1,740
Turning circle (wall to wall), m		16.2

All dimensions in millimetres (mm), unless otherwise stated.

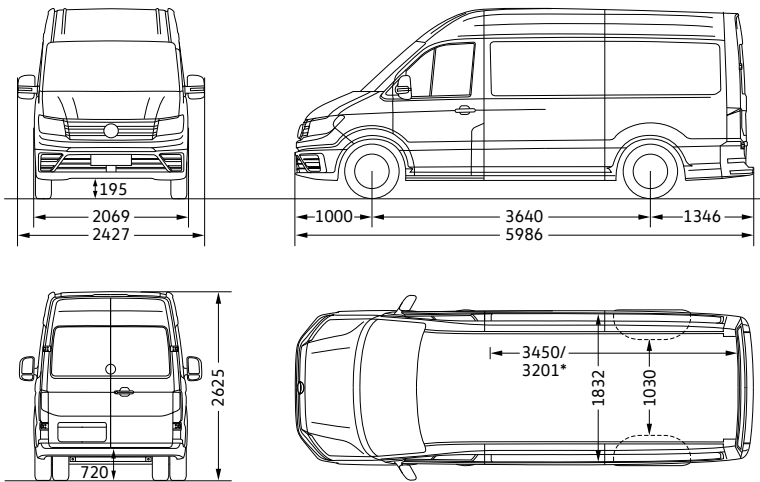


Illustration shown is CR50 medium wheelbase with high roof.
* Load compartment length, max. (at floor level)/load compartment length, min.

Please note: all measurements listed are based on series vehicles. The loading sill and height dimensions listed here may vary by approximately ±50 mm depending on the equipment fitted and load. The vehicle drawings are not to scale.

Panel van dimensions (continued)

CR50 long wheelbase

Roof height		High (standard)	Super-high (optional)
Wheelbase		4,490	4,490
Load compartment	length, mm	4,300/4,051*	4,300/4,051*
	width, mm	1,832	1,832
	width between wheel arches, mm	1,030	1,030
	height, mm	1,861	2,089
	load volume, m ³	13.6	15.3
Side sliding door	width, mm	1,311	1,311
	height, mm	1,722	1,722
Rear wing doors	width, mm	1,552	1,552
	height, mm	1,740	1,740
Turning circle (wall to wall), m		16.2	16.2

All dimensions in millimetres (mm), unless otherwise stated.

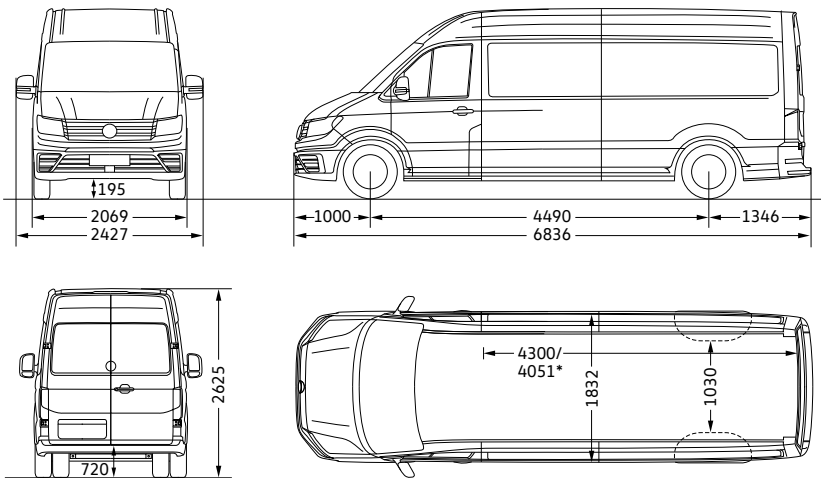


Illustration shown is CR50 long wheelbase with high roof.
* Load compartment length, max. (at floor level)/load compartment length, min.

CR50 long wheelbase Maxi

Roof height		High (standard)	Super-high (optional)
Wheelbase		4,490	4,490
Load compartment	length, mm	4,855/4,606*	4,855/4,606*
	width, mm	1,832	1,832
	width between wheel arches, mm	1,030	1,030
	height, mm	1,861	2,096
	load volume, m ³	15.5	17.5
Side sliding door	width, mm	1,311	1,311
	height, mm	1,722	1,722
Rear wing doors	width, mm	1,552	1,552
	height, mm	1,740	1,740
Turning circle (wall to wall), m		16.2	16.2

All dimensions in millimetres (mm), unless otherwise stated.

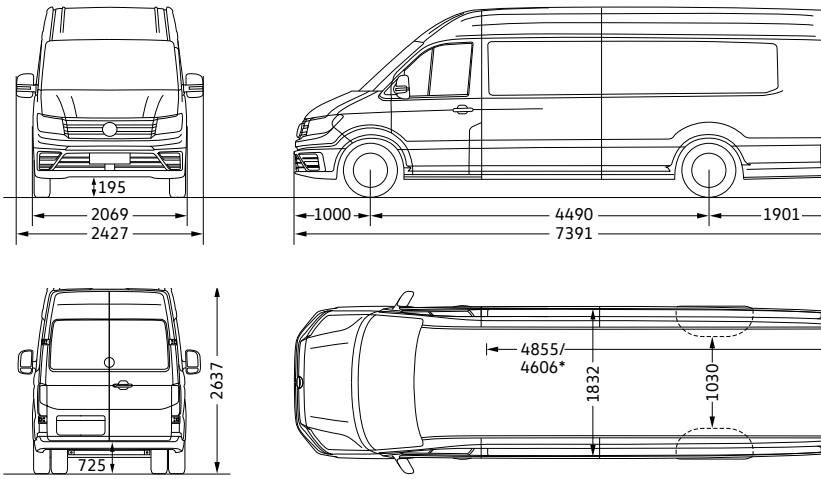


Illustration shown is CR50 long wheelbase Maxi with high roof.
* Load compartment length, max. (at floor level)/load compartment length, min.

Please note: all measurements listed are based on series vehicles. The loading sill and height dimensions listed here may vary by approximately ±50 mm depending on the equipment fitted and load. The vehicle drawings are not to scale.

A white Volkswagen Transporter van is parked on a paved area in a modern urban setting. The van has a 'Bike Service' logo on its side, featuring a stylized orange and blue figure on a bicycle. In the background, there is a building with a distinctive orange-brown facade. A person is walking past the van, and another person is sitting on a bench to the left. The foreground shows the handlebars and seats of several parked bicycles. The overall scene is bright and sunny.

Panel van options

Panel van options

	Commerce				Commerce Plus	
Paint	PR Code	Van	Basic exc. VAT	Total RRP inc. VAT	Basic exc. VAT	Total RRP inc. VAT
Solid. Bright Orange (E3E3/2JB) ¹ , Candy White (B4B4), Cherry Red (4B4B), Deep Ocean (OPOP), Ascot Grey (6U6U).	As shown	Panel van	○	○	○	○
Metallic. Indium Grey (X3X3), Oyster Silver (FOFO).	As shown	Panel van	£1,295.00	£1,554.00	£1,295.00	£1,554.00
Pearl effect. Deep Black (2T2T).	As shown	Panel van	£1,395.00	£1,674.00	£1,395.00	£1,674.00
Customised. Please contact your local Van Centre for availability.	–	Panel van	From £635.00	From £762.00	From £635.00	From £762.00

Interior trim						
Seat trim covers in Austin fabric. Seats in Titanium Black/dashboard upper-lower in Titanium Black-Palladium/flooring in Pearl Grey.	N0L/AS	Panel van	●	●	●	●
Seat trim covers in Memphis fabric. Seats in Titanium Black/dashboard upper-lower in Titanium Black-Palladium/flooring in Pearl Grey.	N2C/AS	Panel van	£25.00	£30.00	£25.00	£30.00
Seat trim covers in Leatherette - Mesh. Seats in Palladium-Titanium Black/dashboard upper-lower Titanium Black-Palladium/floor covering in Pearl Grey.	N0C/AL	Panel van	£55.00	£66.00	£55.00	£66.00
Seat trim covers in Robust fabric. Seats in Palladium-Titanium Black/dashboard upper-lower Titanium Black-Palladium/floor covering in Pearl Grey.	N1C/AL	Panel van	£145.00	£174.00	£145.00	£174.00

Seating						
Basic single driver's seat.	3SH	Panel van	●	●	-	-
Basic single passenger seat.	3TH	Panel van	-£175.00	-£210.00	-	-
Comfort single driver's seat. With longitudinal seat adjustment, adjustable backrest, height adjustment, 2-way lumbar support, an adjustable seat cushion angle and a single armrest on the inner side.	3SE	Panel van	£215.00	£258.00	●	●
Comfort single passenger seat.	3TE	Panel van	-£105.00	-£126.00	-£105.00	-£126.00
Comfort plus single driver's seat. With longitudinal seat adjustment, adjustable backrest, height adjustment, 4-way electronic lumbar support, adjustable seat cushion angle and two armrests.	3SF	Panel van	-	-	£90.00	£108.00
Comfort plus single passenger seat.	3TF	Panel van	-	-	-£55.00	-£66.00
Dual passenger seat in cab. With storage compartment and folding tray in backrest.	3TS	Panel van	●	●	●	●
ergoComfort driver's seat.	3SP	Panel van	-	-	£365.00	£438.00
ergoComfort passenger seat.	3TP	Panel van	-	-	£240.00	£288.00

● Standard – Not available ○ At no extra cost

Where additional equipment is required by chosen options, this will be at additional cost. See the relevant option for recommended pricing or consult your local authorised Van Centre.

1 Bright Orange – this comes without the standard painted trim panel in the bumper.

Volkswagen Commercial Vehicles may change RRP's at any time (this includes where there are government changes in regulation and/or legislation). There may be a delay to any RRP displaying correctly on our materials. Always obtain prices from your chosen authorised Van Centre.

Panel van options (continued)

			Commerce		Commerce Plus	
Seating (continued)	PR Code	Van	Basic exc. VAT	Total RRP inc. VAT	Basic exc. VAT	Total RRP inc. VAT
ergoActive driver's seat. Including massage function.	3SK	Panel van	–	–	£440.00	£528.00
Heated driver's and front passenger seats.	4A3	Panel van	£365.00	£438.00	£365.00	£438.00
Swivelling driver's seat.	3SD	Panel van	£440.00	£528.00	£225.00	£270.00
Swivelling passenger seat.	3TD	Panel van	£15.00	£18.00	£15.00	£18.00
Without passenger seat.	3TA	Panel van	-£215.00	-£252.00	–	–
Without passenger seat but with low seat substructure.	3TI	Panel van	-£170.00	-£198.00	–	–

Wheel and tyre accessories

16" steel wheels. 6.5J x 16 with 1,050kg load in Black.	C1G	Panel van	○	○	○	○
Alloy wheel 17" (6.5J x 17) - Silver. FWD / Motion only. Requires 1GB Breakdown kit.	PR7	Panel van	£1,420.00	£1,704.00	£1,420.00	£1,704.00
Alloy wheel 17" (6.5J x 17) - Black. FWD / Motion only. Requires 1GB Breakdown kit.	PR8	Panel van	£1,420.00	£1,704.00	£1,420.00	£1,704.00
All-weather tyres. Only for FWD & 4Motion.	VG1	Panel van	£210.00	£252.00	£210.00	£252.00
Lockable wheel bolts.	1PB	Panel van	£25.00	£30.00	£25.00	£30.00
Tyre mobility kit in lieu of spare wheel. Includes 12V compressor and tyre sealant.	1G8	Panel van	○	○	○	○
Wheel Trims.	1ND	Panel van	£75.00	£90.00	£75.00	£90.00
Tyres 235/65 R16 C115/113 R, low rolling resistance.	Q70	Panel van	○	○	○	○

Audio and communications

Composition Colour DAB+ with 10" touch-screen. Radio Composition 10" touch-color-display, Without navigation 4 speakers, U9E: USB Type-C data and charging ports with increased charging power, "Comfort" mobile phone interface with inductive charging function, without external antenna connection.	Z65	Panel van	●	●	●	●
DAB Digital Radio.	QV3	Panel van	●	●	●	●

● Standard – Not available ○ At no extra cost

Where additional equipment is required by chosen options, this will be at additional cost. See the relevant option for recommended pricing or consult your local authorised Van Centre.

Detailed information regarding tyre efficiency labelling and technical specifications on all potential tyre fits can be found by visiting the Volkswagen Commercial Vehicles online car configurator at www.volkswagen-vans.co.uk/en/configurator.html

Volkswagen Commercial Vehicles may change RRP's at any time (this includes where there are government changes in regulation and/or legislation). There may be a delay to any RRP displaying correctly on our materials. Always obtain prices from your chosen authorised Van Centre.

Panel van options (continued)

			Commerce		Commerce Plus	
	PR Code	Van	Basic exc. VAT	Total RRP inc. VAT	Basic exc. VAT	Total RRP inc. VAT
Audio and communications (continued)						
Discover Media Navigation system with 10" touch-screen - Including We Connect Plus preparation. Infotainment (MIB3 MP) execution 1 (10" touch-colour-display), Navigation system, 4 speakers, USB Type-C data and charging ports with increased charging power, "Comfort" mobile phone interface with inductive charging function, without external antenna connection.	Z67	Panel van	£885.00	£1,062.00	£885.00	£1,062.00
Discover Media Navigation system with 12.9" touch-screen - Including We Connect Plus preparation. Infotainment (MIB3 MP) execution 1 (12.9" touch-colour-display), Navigation system, 4 speakers, USB Type-C data and charging ports with increased charging power, "Comfort" mobile phone interface with inductive charging function, without external antenna connection.	Z68	Panel van	–	–	£1,515.00	£1,818.00
e-Call and We Connect preparation.	R22	Panel van	●	●	●	●
Voice assitant IDA. Requires Z67 Discover Media Navigation.	QH1	Panel van	○	○	○	○
Comfort and convenience						
Business pack. Includes KH6 Climatic air con and 7AQ Alarm system.	W57	Panel van	£1,310.00	£1,572.00	–	–
Grab handles on rear entry pillars. A vertical grab handle is installed on the D-pillars on the left and right-hand side of the load/passenger compartment.	7C3	Panel van	£50.00	£60.00	●	●
Glovebox – illuminated with lockable lid.	4Z3	Panel van	●	●	●	●
Heated washer nozzles (windscreen).	8X3	Panel van	£45.00	£54.00	£45.00	£54.00
High Beam Assist.	8G1	Panel van	£155.00	£186.00	£155.00	£186.00
Lights & Vision pack A. Includes: (9I5) auto-dimming rear-view mirror (if fitted), automatic headlights with daytime running lights (automatically switches on headlights in low light conditions).	ZA3	Panel van	£150.00	£180.00	£150.00	£180.00
Lights & Vision pack B. Includes: (9I5) auto-dimming rear-view mirror (if fitted) , automatic headlights with daytime running lights, (8G1) high beam assist (automatically activates dip & main beam in response to oncoming traffic).	ZLS	Panel van	£385.00	£462.00	£385.00	£462.00
Overhead cab storage. Accessible from load compartment.	7N4	Panel van	£160.00	£192.00	£160.00	£192.00
Overhead storage compartment with two 1-DIN slots and reading light.	QE4	Panel van	●	●	●	●
Step illumination - with on/off control.	9N2	Panel van	£55.00	£66.00	£55.00	£66.00
Storage package 1: overhead storage compartment with one 1-DIN slot and reading light (only with 2nd evaporator).	QE1	Panel van	£145.00	£174.00	£145.00	£174.00

● Standard – Not available ○ At no extra cost

Where additional equipment is required by chosen options, this will be at additional cost. See the relevant option for recommended pricing or consult your local authorised Van Centre.

Volkswagen Commercial Vehicles may change RRP's at any time (this includes where there are government changes in regulation and/or legislation). There may be a delay to any RRP displaying correctly on our materials. Always obtain prices from your chosen authorised Van Centre.

Panel van options (continued)

Driver assistance	PR Code	Van	Commerce		Commerce Plus	
			Basic exc. VAT	Total RRP inc. VAT	Basic exc. VAT	Total RRP inc. VAT
Basic assisatance package. (8T2) Electronic cruise control system, (LT2) Speed limiter and predictive speed limiter.	PVA	Panel van	£275.00	£330.00	●	●
Advanced assistance package. (8T3) Adaptive cruise control - with stop/go for Automatic trans, (6L2) Semi-auto driving assistance, Travel Assist incl. Lane Assist, (LT2) Speed limiter and predictive speed limiter. NB: Manual trans requires 2FM steering wheel upgrade.	PVD	Panel van	£1,110.00	£1,332.00	£770.00	£924.00
Extended assistance package. Replaces 6XP/ZSA & ZTA. (7Y1) Assistance Lane keeping, Lane change, Rear traffic alert, (BR3) Blind spot monitor with moving off assistance. NB: requires 6XP Powerfold mirrors.	PVE	Panel van	£1,110.00	£1,332.00	£1,110.00	£1,332.00
Professional assistance package. Replaces 9X1 Side protection. (7X5) Parking sensors - front and rear with park assist, (4G2) Without emergency steering support with turn assist.	PVF	Panel van	£455.00	£546.00	£455.00	£546.00
Front fog lights with cornering function.	8WH	Panel van	–	–	£265.00	£318.00
LED headlights with separate LED daytime running lights.	8IT	Panel van	£1,060.00	£1,272.00	£1,060.00	£1,272.00
Preparation for rear-view camera.	KA8	Panel van	–	–	£35.00	£42.00
Rear view camera system type 2.	KA2	Panel van	£275.00	£330.00	£275.00	£330.00
Crosswind Assist. As part of the Electronic Stabilisation Programme (ESP), Crosswind Assist applies adaptive braking intervention when the vehicle encounters a strong crosswind.	KJ1	Panel van	●	●	●	●
Multi function steering. Standard on Manual trans.	2FB	Panel van	●	●	●	●
Leather wrapped multi function steering wheel - heated. Option on Manual trans.	2FM	Panel van	£320.00	£384.00	£320.00	£384.00
Leather wrapped multi function steering wheel with Tiptronic. Standard on Automatic trans.	2FE	Panel van	●	●	●	●
Leather wrapped multi function steering wheel with Tiptronic - heated. Option on Automatic trans.	2FT	Panel van	£135.00	£162.00	£135.00	£162.00
Body and chassis						
Differential Lock. 4Motion only.	1Y4	Panel van	£640.00	£768.00	£640.00	£768.00
Driver door, reinforced (hinge).	OD3	Panel van	£60.00	£72.00	£60.00	£72.00
Power take-off of transmission without lock and flange.	OR1	Panel van	£980.00	£1,176.00	£980.00	£1,176.00
Half painted front bumper.	2JF	Panel van	–	–	●	●
Fuel tank with a volume of 63 litres. Not available on 4Motion.	OM3	Panel van	○	○	○	○
Front axle - heavy duty (CR35 2,100kg, CR50 2,200kg load).	VV8	Panel van	£275.00	£330.00	£275.00	£330.00
Fuel tank with a volume of 75 litres.	OM0	Panel van	●	●	●	●

● Standard – Not available ○ At no extra cost

Where additional equipment is required by chosen options, this will be at additional cost. See the relevant option for recommended pricing or consult your local authorised Van Centre.

Volkswagen Commercial Vehicles may change RRP's at any time (this includes where there are government changes in regulation and/or legislation). There may be a delay to any RRP displaying correctly on our materials. Always obtain prices from your chosen authorised Van Centre.

Panel van options (continued)

Body and chassis (continued)	PR Code	Van	Commerce		Commerce Plus	
			Basic exc. VAT	Total RRP inc. VAT	Basic exc. VAT	Total RRP inc. VAT
Suspension and shock absorbers, uprated heavy-duty stabilizers. Reinforced suspension / damping with reinforced stabilizer front / rear for use with increased idle loads and frequent operation with maximum load capacity in combination with high loading center points.	2MG	Panel van	£315.00	£378.00	£315.00	£378.00
Towbar - fixed.	1D1	Panel van	£665.00	£798.00	£665.00	£798.00
Towbar - preparation with bracket socket and cable.	1D8	Panel van	£545.00	£654.00	£545.00	£654.00
Towbar - preparation with socket.	1D7	Panel van	£225.00	£270.00	£225.00	£270.00
Wing mirrors: electrically heated and adjustable.	6XN	Panel van	–	–	●	●
Wing mirrors: heated, power adjustable and power folding. No longer available with ZVG.	6XP	Panel van	£310.00	£372.00	£310.00	£372.00
Without passenger side sliding door including manual side sliding door driver's side with interlock.	5Q0	Panel van	£60.00	£72.00	£60.00	£72.00
Without passenger side sliding door including manual side sliding door passenger side.	5Q0/5R2	Panel van	○	○	○	○
Cargo						
Bulkhead - deleted.	ZT0	Panel van	○	○	○	○
Bulkhead (steel) - full height without window.	3CF	Panel van	●	●	●	●
Bulkhead - full height with lining without window.	3CS	Panel van	£230.00	£276.00	£230.00	£276.00
LED lights in load compartment (4 lights).	9CW	Panel van	£240.00	£288.00	£240.00	£288.00
Load floor cover - wooden. MWB.	5BD	Panel van	£480.00	£576.00	●	●
Load floor cover - wooden. LWB.	5BD	Panel van	£560.00	£672.00	●	●
Load floor cover - wooden. LWB Maxi.	5BD	Panel van	£640.00	£768.00	●	●
Load side lining - hardboard half height. MWB.	5DE	Panel van	£380.00	£456.00	£380.00	£456.00
Load side lining - hardboard half height. LWB. Not available for LWB Maxi.	5DE	Panel van	£430.00	£516.00	£430.00	£516.00
Load side lining - plywood full height. MWB. The load/passenger compartment is fitted with plywood trim up to the roof on the side panels, the rear-wing doors and the load compartment sliding doors.	5DU	Panel van	£760.00	£912.00	£760.00	£912.00
Load side lining - plywood full height. LWB.	5DU	Panel van	£960.00	£1,152.00	£960.00	£1,152.00
Load side lining - plywood full height. LWB Maxi.	5DU	Panel van	£1,110.00	£1,332.00	£1,110.00	£1,332.00

● Standard – Not available ○ At no extra cost

Where additional equipment is required by chosen options, this will be at additional cost. See the relevant option for recommended pricing or consult your local authorised Van Centre.

Volkswagen Commercial Vehicles may change RRP's at any time (this includes where there are government changes in regulation and/or legislation). There may be a delay to any RRP displaying correctly on our materials. Always obtain prices from your chosen authorised Van Centre.

Accessories

100% safety and security.
100% Volkswagen.

Add extra security, protection and practicality to your new Crafter, while still keeping it 100% Volkswagen. Our range of rugged and long-lasting Accessories are a perfect match for fit and allow you to truly customise your vehicle. Whether you want added technology or need extra flexibility with a sturdy towbar, there's something in our Accessories range for you. And remember, most Accessories include a two-year warranty for added peace-of-mind.



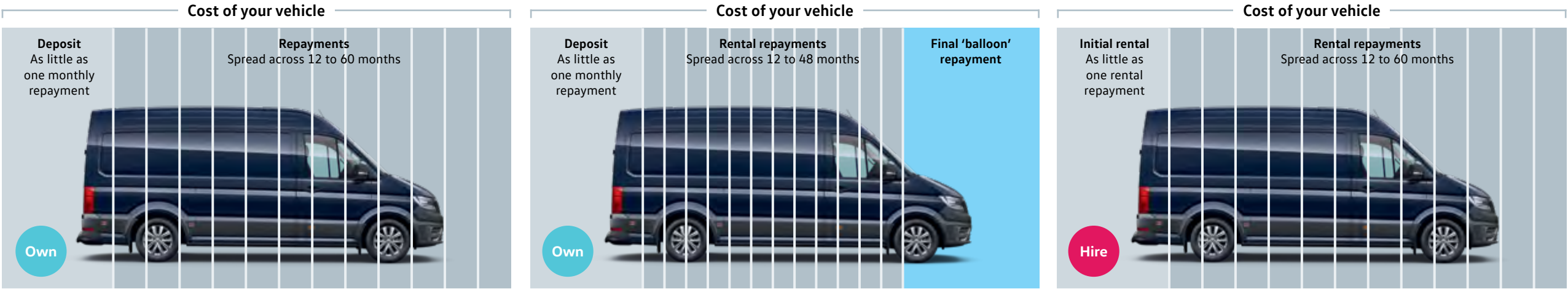
Illustrations may include options at extra charge.
Please contact your local Volkswagen Commercial Vehicles Van Centre for details of the standard equipment and optional extras available.

Want to discover more?
Pop into your nearest Van Centre
or call **0800 717 131.**

Finance made simple

As dedicated to finance as we are to your new Crafter panel van

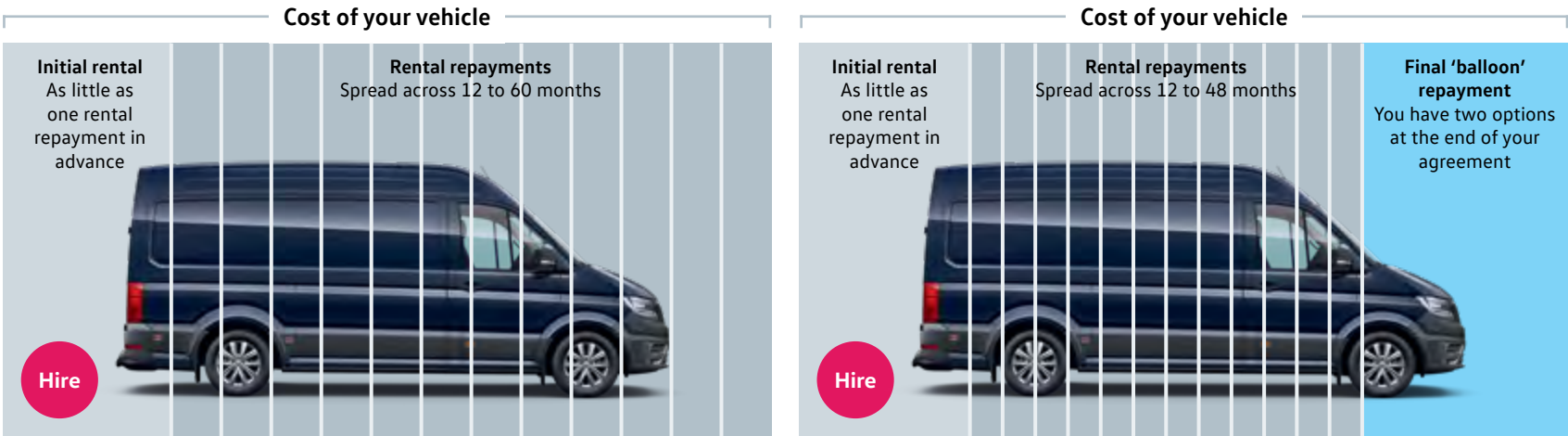
Learn more about our range of finance products to find a finance package that suits your budget. Alternatively, 'Click on' the Offers & Finance button above to find out more about our latest offers to help your business thrive.



Hire Purchase
Make all the regular monthly payments. At the end the vehicles is yours.

Lease Purchase
Make lower monthly payments by deferring an amount until the end. Once paid the vehicle is yours.

Contract Hire
Pay fixed monthly rentals to hire the vehicle. Look after it so at the end you can return it hassle free.



Finance Lease (full pay out)
Pay monthly rentals to hire the vehicle. At the end you have two options. Sell the vehicle and receive a percentage of the sale proceeds. Or retain the use of your vehicle by paying a reduced annual rental.

Finance Lease (balloon repayment)
Pay monthly rentals to hire the vehicle. At the end you have two options. Sell the vehicle to settle the outstanding amount and receive any excess sale proceeds. Or pay the 'balloon' payment and retain the use of your vehicle by paying a reduced annual rental.

Illustrations include options at extra charge. Please contact your local Volkswagen Commercial Vehicles Van Centre for details of the standard equipment and optional extras applicable in your country.

Finance subject to status. Available to 18s and over in the UK only. Terms and Conditions apply. Volkswagen Commercial Vehicle Financial Services.

Finance, insurance, servicing and warranties

Finance¹ and insurance.³
When it comes to paying for your van, we've got options including Contract Hire and Finance Lease, or Hire Purchase. We can also offer you insurance products with lots of features and benefits included as standard.

A choice of packages.²
Whether you prefer to lease your vehicles, with none of the concerns of ownership and the freedom to change models easily, or purchase outright to own the vehicle that's perfect for your business, we're here to help you consider your options.
You can go flexible, by choosing a payment plan that suits your finances, with options to reduce your monthly costs and your repayment period. Or choose a fixed monthly price that allows you to budget confidently for the longer term.

You can even include your road tax and servicing costs to arrive at one simple, all-inclusive payment. For more information, pick up a finance brochure, or ask at your Van Centre.

Volkswagen Commercial Vehicle Van Insurance.³
Annual Insurance
Comprehensive van insurance, designed specifically for Volkswagen Commercial Vehicles, to offer you maximum convenience with minimum hassle – just as you'd expect.
If you take out a new Volkswagen Commercial Vehicle Van Insurance policy you will receive the following benefits at no additional cost:

- All repairs are carried out by Volkswagen Commercial Vehicles Trained Technicians in Volkswagen Commercial Vehicles Authorised Repairers
- Genuine parts and accessories (excludes windscreen claims)
- Courtesy van while yours is being repaired
- Cover for the full cost of repairs to chips or other small damage to your windscreen
- Up to 90 days' foreign use travel cover, if you're driving in any of the countries listed in your policy booklet
- Up to £250 cover for personal belongings that are lost or damaged following an accident, fire or theft

For more information or to get a quote, call us on: **0345 877 6355**
We're available Monday to Friday 9am-6pm.
Alternatively, visit: **www.insurewithvwcv.co.uk/van-insurance**

Servicing and support.
We're here to keep your business moving, with our range of three award-winning⁴ servicing and maintenance options, as well as free Roadside Assistance. Some exclusions apply. For more detail, please visit: **www.volkswagen-vans.co.uk/aftersales**

Fixed cost maintenance.
This option is available for vehicles that are less than twelve months old and have covered less than 10,000 miles. It makes budgeting easier by splitting the cost of servicing into fixed monthly payments – whether you want Service only; Service and Maintenance; or Service, Maintenance and Tyres.

Service plans.⁵
Designed to keep you on the road, you can plan ahead and cover your next two services with a Service Plan. With the same pricing across all eligible models, we've made paying for your first two services as easy as possible with the option to pay upfront or spread the cost over 24 months.

Pay on demand.
If you're looking for freedom and flexibility with your servicing, it's good to know we're ready when you are. So with our third option, you can choose to pay for your services as and when you need them, with our National Service Pricing. Ask your Van Centre for an up-to-date pricing guide.

Roadside Assistance.
We understand the need to keep you mobile. That's why all new vans come with three-year, unlimited mileage roadside cover. Should the unexpected happen, one call gets you straight through to a team trained to help you through any breakdown or accident. Supporting you every day will be a team of vehicle technicians, fully-trained by Volkswagen and carrying the latest diagnostic equipment, specialist tools and parts.

Assistance benefits include:

- Assistance at home, by the roadside or place of work.
- Recovery to your preferred location.
- Onward travel, for you and your cargo.
- Cover 24 hours a day, 365 days a year.
- Free cover for three years (on new vehicles).
- Unlimited mileage.
- European cover.
- Option to extend cover beyond three years.

Warranties.
You can count on us long after you purchase your new Crafter panel van, thanks to its comprehensive three-year unlimited mileage warranty. You choose Volkswagen because your business depends on it, year in, year out. While your new Crafter panel van is under warranty, we'll fix any defect in manufacture or workmanship free of charge, even if you purchase and service the vehicle at different Van Centres. Some exclusions apply and the vehicle must be cared for using the guidance in your owner's manual.
For more detail, please visit **www.volkswagen-vans.co.uk/aftersales**.

Extended warranty.
You can also extend your warranty beyond the standard warranty period, choosing either Comprehensive or Major Component cover, as a one-off or monthly payment.
For more detail of cover levels, along with terms and conditions, please visit **www.volkswagencvwarranty.co.uk** where you'll also be able to obtain a quote and purchase an extended warranty.

Paint and body warranty.
Your new Crafter panel van's exterior paintwork is covered against manufacturing defects for a period of three years, while its body sections and panels are covered against rusting through from the inside for twelve years. Some exclusions apply and the vehicle must be cared for using the guidance in your owner's manual.

1 Volkswagen Commercial Vehicles Insurance and Volkswagen Commercial Vehicle Financial Services are trading names of Volkswagen Financial Services (UK) Limited, Brunswick Court, Yeomans Drive, Blakelands, Milton Keynes MK14 5LR, which is authorised and regulated by the Financial Conduct Authority (FCA). Registered in England and Wales number: 2835230. Volkswagen Financial Services (UK) Limited financial services register number is 311988.
2 An offer of finance depends on certain conditions. Finance subject to status. Available to 18s and over. Terms and conditions apply. Volkswagen Commercial Vehicle Financial Services.
3 Volkswagen Commercial Vehicle Insurance is arranged by U K Insurance Business Solutions Limited and is underwritten by U K Insurance Limited. Calls may be recorded. Volkswagen Commercial Vehicle Financial Services is a trading name of Volkswagen Financial Services (UK) Limited ("VWFS UK"), registered in England and Wales No.2835230 (registered office: Brunswick Court, Yeomans Drive, Blakelands, Milton Keynes MK14 5LR). Until 31st October 2022 Volkswagen Insurance Service (Great Britain) Ltd operates as an appointed representative of VWFS UK, after this date all references to Volkswagen Insurance Service (Great Britain) Ltd should instead be read as VWFS UK. VWFS UK is authorised and regulated by the Financial Conduct Authority. VWFS UK and U K Insurance Limited are not part of the same corporate group.
4 Business Vans Awards 2014 and 2015: Best Service Package for Van Owners.
5 Covers first two consecutive services for vehicles under 1 year old, limited to 1 x Oil Service, 1 x Oil and Inspection Service and 1 x Pollen Filter.

Exterior	Interior	Drive systems	Assistance systems	Crafter panel van	Crafter Bodies & Conversions	Business Pack	Equipment	Model variants	Paint & upholstery	Infotainment & connectivity	Technical information	Price list	Accessories	Finance options	Finance, insurance, servicing & warranties
----------	----------	---------------	--------------------	-------------------	------------------------------	---------------	-----------	----------------	--------------------	-----------------------------	-----------------------	------------	-------------	-----------------	--



Build
your own



Find a
Tour Centre



Test drive



Offers &
Finance



Conversions



The Crafter panel van

This brochure supersedes all previous publications.

Issue: 1 April 2025

www.volkswagen-vans.co.uk

Please note: Screen technology does not allow exact reproduction of the paint and upholstery colours. Some of the vehicles shown are European specification and may be fitted with optional equipment or accessories that are available at extra cost, or do not reflect current specification. All data and specifications are in accordance with information available at the time of publication and are subject to change without notice. Vehicles not currently in UK stock and customer order vehicles may take a number of weeks for delivery. Certain combinations of vehicle specifications and factory-fitted options are not compatible and therefore all orders received are subject to confirmation. Models, factory fitted-options and paint and upholstery options are subject to availability. Please check details and availability with an authorised Volkswagen Van Centre at the time of ordering.